






Castle Douglas Primary - Home Learning - Primary 2. Week 5

We hope you are all well and keeping safe. Here is the grid for this week. We hope you enjoy trying out some of these activities. Please do not feel you have to try all the tasks. They are ideas and suggestions so please do not worry if you haven't completed them all. Please choose the ones you feel you would like to do. Please keep in touch and email me to say hello or to share your learning with me at p2cdps@gmail.com.

<p>Spelling </p> <p>Please look at the words for this week for your group below. Emu -ss Click here Foxes Click here Owls Click here</p> <p>To practise writing your words try writing them in dotted letters this week.</p> <p>Please use the Education City Website to look at your spelling sounds this week and try the activities and worksheets that match your sounds.</p>	<p>Reading </p> <p>Please use the Oxford Owl Website to carry on looking at reading books. Red Group click here – Tidy Up Winnie and follow up link Blue group click here – The Strange Beast Green and Yellow group click here – The Stinky Plant Indigo Group click here – Animal Magic There are activities at the end of the book for you think about Purple Group click here – Home for the night Blue, Green, Yellow and Purple groups please make sure you discuss "Look Back Explorers" on the last page once you have read the story. Please have a look at the School Virtual Library. Thank you to the Upper school teachers for sharing.</p>	<p>Handwriting</p> <p>This week we are going to continue to practise writing capital letters. Please click on the link and use the little rhyme to help you form each letter correctly. Remember to start on the dot and follow the arrow. Click here</p> <p>Try to write your spelling words only using CAPITAL LETTERS</p> <p></p>	<p>Story Writing</p> <p>This week we are going to write a story on my Favourite Food.</p> <p></p> <p>Please see the sheet My Favourite Food story to help you. Click here</p>	<p>Music</p> <p>Go to P1-7 Music Home Learning Mrs Teale on the web page Click here for music grid </p> <p>PE</p> <p>Try The Dragon of Wonder with Cosmic Kids and some fun exercises using the letters in your name Name activities</p> <p>Joe Wicks</p> <p>Remember Joe Wickes lessons are available live on Monday, Wednesday and Friday morning at 9am. Click here to go to The Body Coach TV - YouTube</p>
---	--	--	---	---

Number Activities

Write down 4 numbers in the range of 0-100. Put the numbers in order from smallest to largest e.g. **34, 56,72, 99**

Choose another 4. Now put them in order from largest to smallest. **88,61,45,26**
Try other examples.

[Click here for sheet 1](#)
[Click here for sheet 2](#)
[Click here for sheet 3](#)

Try this ordering numbers game on [Topmarks click here](#)

Maths

This week we are going to start counting coins. You may like to have a look in your piggy bank or ask mum if you can look in her purse. See if you can count how much money there is. It's tricky because each coin has a different value.

Worksheet 1 starts by counting only 1p coins. Remember to write p after each amount to show you are dealing with money.g.6p
[Click here](#) for worksheet 1

[Click here](#) for worksheet 2 (more tricky. You need to be good at counting in 2's so practise counting 2,4,6,8,10,12,14,16,18,20 before you start)



The next step is to count using 1p and 2p coins. This powerpoint may help you [Click here](#)

You might like to try some more examples! [Click here](#)
Remember you don't need to print the sheets out you can lay out real coins to show the amounts. You could look at counting coins games on Topmarks. [-counting coins](#)

Topic Last week we learned how Abbie and Yen celebrate New Year with their family. One of important things they do is have a special meal with 8 or 9 types of food because 8 and 9 are lucky numbers. Also, some of the food had special meaning - there were round shapes in the soup 'to remind them to be altogether' at this time.

This week I would like you to create your meal plan for a special meal.

Can you include:
1. 8 or 9 of your favourite things to eat?
2. Some round shaped food?

Here is a [sheet](#) for you to draw your meal plan on.

It would be great to see the ideas you come up with.



Health and Wellbeing

This week in health we are looking at the Human life cycle. All living things grow. Just like the butterfly that we looked at a few weeks ago we change as we grow. As we get older we get taller, smarter and older. Watch this video to see lots of things growing.



[Click here](#)



Can you work out how old each person is and write their correct ages in the boxes and then colour the correct answers to the questions. When you have done that can you draw a picture of what you will look like, what you will do and what you will have when you are grown up on the back?
[Health Worksheet](#)

If you don't have a printer just write your answers and draw your pictures on a piece of paper.

Art

This year is the Year of the Ox in the Chinese zodiac. Here are [some ideas](#) to inspire you to make your own Ox.

As part of the Chinese New Year celebrations there is a Street Parade with lots of giant puppets. So, you are going to make your own dragon puppet. Here is a link to a [template](#) for the head and tail (or you can draw your own) and this [link](#) will take you to a video step by step guide. It would be lovely to see these on our Teams meet this week. Here are some other [dragon ideas](#) you could try as well - have fun!



--	--	--	--	--

Here are some more useful websites with ideas

Dumfries and Galloway [Family Learning Challenges](#)

[BBC Home Learning - W/B 8th Feb](#) with some excellent ideas for follow up activities

The upper school have kindly shared their virtual Library with us [Click here for Virtual Library](#). I hope you enjoy listening to the selection of stories. Thank you to the upper school teachers.