






P5B Online Learning - Week beginning - 01/02/21

Please feel free to email with any questions or pictures of your learning to P5BCDPS@gmail.com

Click [here](#) for the Morning Challenge Grid - how many can you complete this week?

<p><u>Maths activity from Miss Wright</u></p> <p>Miss Wright has asked you to complete another measuring task. Look for your group.</p> <p>Rectangles and circles click here for a power point. Click here for the activities.</p> <p>Squares and triangles click here</p>	<p><u>Maths - Times Table</u></p> <p>Times table game More games here (try as many as you like) Keep going with your new table</p> <hr/> <p>Sumdog - Log in to Sumdog here. This week I have set a times tables challenge.</p> 	<p><u>Samson Maths</u></p> <p>Squares and triangles Practise on Monday. Time yourself the next four days. Help sheet provided here.</p> <p>Rectangles and circles click here for a daily addition and subtraction sheet. Try one column every day.</p> <p>Write the answers in your jotter - no need to copy out the sums first</p>	<p><u>Maths - Fractions</u></p> <p>Print out if you can or write the answers in your green homework jotters. Do not do all the sheets on the same day!</p> <p>Squares and triangles</p> <p>Rectangles and circles</p> <p>Click on the fraction wall for help if needed</p>
<p><u>Literacy - Spelling</u></p> <p>Click here for weekly spelling words. Use Spelling Training website to insert weekly spelling words and complete games of your choice</p>  <p>OR</p> <p>Choose a spelling activity from the spelling menu.</p> <p>You can also log on to Sumdog and work on the spelling section to practise new rules.</p> <p>If you use reading wise click here.</p>	<p><u>Literacy - Reading</u></p> <p>Try to read for at least 20 minutes each day. Remember to check if your book is on Accelerated Reader and take a test when ready.</p> <p>Click here to access a virtual library to listen to some books you might recognise! Choose the P5-7 door!</p> <p>FirstNews are offering a free subscription during school closure. Click here to subscribe.</p> <p>Oxford Owl also has a wide range of books available to read. *See more information below.</p>	<p><u>French activity for Miss Wright.</u></p> <p>French number bingo</p>  <p>Cliquez ici</p> <hr/> <p><u>Reading Comprehension</u></p> <p>Click on your reading group for some polar creatures comprehension.</p> <p>Purple and red</p> <p>Blue</p> <p>Green orange pink and yellow</p> 	<p><u>Literacy - writing</u></p> <p>This week our writing task is going to be linked to Broken: Rock, Paper and Scissors, which we are using for our Emotions Works activities. Click on the link to watch the video.</p> <p>Complete the Emotion Works tasks below first ↓ ↓ as this will help you with your writing task.</p> <p>We are going to write a <i>diary</i> entry from the perspective of Rock. Click here for information on diary writing.</p> <p>Click here for Rock's Diary task.</p>

IDL - Scottish Music

There are some really great modern Scottish musicians around. Listen to these music clips and fill in your [music appreciation sheet](#).

Write down the feelings and emotions that each song evokes. Then draw the images that pop into your head while you listen. Finally give each song a score out of 10! Enjoy!

[Click here](#) to listen to Calvin Harris - Feel So Close.

[Click here](#) to listen to Lewis Capaldi - Grace.

[Click here](#) to listen to Biffy Clyro - Saturday Superhouse.

[Click here](#) to listen to KT Tunstall - Black Horse and a Cherry Tree.

Mrs Teale's Task - Scottish Musicians

[Click here](#) to see some fact cards about Scottish musicians and to listen to samples of them.

Now research a Scottish musician of your own and make a fact card about them. [Click here](#) for an example.

IDL - Art - Scaling up

In art this week we will look at increasing the size of an object, this is called *scaling up* and it is done by using a grid system. Watch the following lesson:

<https://watchkin.com/72f33c60ba>

See if you can scale up this [Tigger picture?](#)



Now choose any other picture that you would like to try this technique on and give it a go!

IDL - Emotion Works

Orange Cog - Emotion Words



Our focus this week is to look at the Orange cog - the Emotions cog.

Click on this link to watch the video - [Broken: Rock, Paper and Scissors](#).

[Click here to complete the Emotions Hunt](#) linked to the story.

Next, we are going to think about the character Rock and how he feels at different points during the story.

[Click here to complete the activity - Rock's Story](#).

This week is children's mental health week. The theme is 'express yourself'. Have a go at some of the activities.

[Click here](#)



IDL

Keep up those workouts with [Joe Wicks](#).

[Click here for yoga](#) Why not try making up a wee activity and get your family to join in. Click for [music](#).

Try this [Daily Mile New Year Bingo!](#) Download a certificate [here](#) once you have completed the challenge.



Scots Poetry

Have you managed to learn our class poem; Fireworks off the Castle by Mathew Fitt :

[Click here](#) for our Poem

Now bring it all together! Why not add some actions, film it and send it to our class email? I'd love to see the final performance!

Reading Group Levels - To support choosing a book from [Oxford Owl](#).

Purple: Level 13 (Grey)

Red: Level 12 (Lime & Grey)

Blue: Level 11 (Lime & Brown)

Green: Level 9 (Gold & Brown)

Orange: Level 8 (Purple)

Yellow: Level 7 (Turquoise)

Pink: Level 2 (Red)