


# Downloading Microsoft Office at home

1. Log into Glow and select the **flag** icon in the panel on the left.




2. Locate and Click on the Tile 'Download Office Now'.

3. A new tab will open in your browser, select 'Install Office'.



4. A dialogue box will appear, follow the instructions below to install Office.



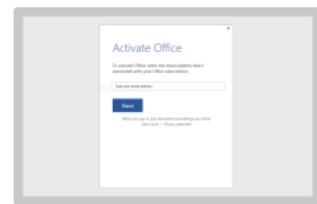
1 Click Run

If asked, click **Save File**, then run the file.



2 Say "yes"

Click **Yes** to start installing.



3 Stay online

After installation, start Office and sign in with the account you use for Office 365: gw18dgictestpupil1@glowmail.org.uk.

Close [Need help installing?](#)

You can have Office 365 downloaded on a total of 15 home devices, free of charge; these can be PC's, tablets, and phones.