


Phase 3a HOME LEARNING wall

These activities will reinforce practical tasks being taught and covered in class. Choose an activity to do with your child and **colour and date the brick when covered**. You can use your jotter to write down any work or descriptions of what you've done. **Good Luck!**

<p>Count forwards within the range 1-100 stopping and starting at different numbers Number sequences should cross decades</p>	<p style="text-align: center;">Add 5 Roll 2 dice. What's your number? Add 5 to the number and write the sum. Do more examples.</p>	<p style="text-align: center;">Pick a number between 1-100. Say the next 3 numbers. Say the 3 numbers before.</p>	<p style="text-align: center;">Domino Sums Choose 2 dominoes and add the dots. Write the sum! How did you work it out? Did you see any number patterns, e.g. doubles?</p>
	<p style="text-align: center;">Decade Track Put the decade cards in order going forwards and backwards. Get someone to turn one over...what's missing?</p>	<p style="text-align: center;">Snakes and Ladders. Try and work out what square you will land on before you move. Are you counting on or back each time?</p>	<p style="text-align: center;">Ten Frame Flash! 'Flash' a ten frame (show it for 2 seconds then place face down). What is the number? What sums can you see in the dot pattern? Can you think of any other sums for that number? Write them down.</p>
<p style="text-align: center;">Roll a dice. Count on from that number adding 10 each time, e.g. 3, 13, 23, 33, 43, 53, etc. Can you count back now?</p>	<p>Count backwards within the range 1-100 stopping and starting at different numbers Number sequences should cross decades</p>	<p style="text-align: center;">Doubles Dice Roll a dice. What's the double? Write doubles sums, e.g. $2+2=4$</p>	<p>Ask "what number is this?" in the range 1-100. Possible contexts – door numbers, pages in a book, buses</p>
	<p style="text-align: center;">Tens Frame adding! Pick 2 tens frames. Look at them. Turn over one and work out how many dots altogether. Write the sums.</p>	<p style="text-align: center;">Count forwards and backwards in tens. Write down some number sequences, some going forwards, some going back.</p>	<p style="text-align: center;">Bonds to 10 Roll a dice. What number do you add on to make ten? Write the sums...how many can you find?</p>
<p>Create your own 'arrays' in your jotter and write the sum to match.</p>	<div style="text-align: center;">  </div>	<p style="text-align: center;">Take Away 5 Roll 2 dice. What's your number? Take away 5 from the number and write the sums.</p>	<p style="text-align: center;">Dice Roll Up! Roll 2 dice and write down a number using those 2 digits. Do the same to create 4 x 2 digit numbers. Now put them in order starting with the smallest or largest number.</p>

Children will need:

- Mini tens frames (1-9 dots)
- 2 x dice
- Dominoes
- Decade cards






●				

●				
●				

●	●			
●				

●	●			
●	●			

●	●	●		
●	●			



Mini Ten Frames
Pairs-wise
11 cards

Decade
Cards

10

20

30

40

50

60

70

80

90

100