





Castle Douglas Primary School – Primary 2/3 Home Learning – Week Beginning 29.6.20

<p style="text-align: center;"><u>Teams Meet</u></p> <p>I would like to try a Teams meet this week at 2pm on Wednesday the 1st of July. I have an information sheet here with a link to a video walkthrough by courtesy of Miss McCall and a Glow help sheet here. If you can log-in to speak to me and your friends. I would love to hear from you.</p>	<p style="text-align: center;"><u>STEM</u></p> <p>Hopefully we will all be able to go out and about a bit more over the summer holidays so here are some STEM challenges linked to the sea and water, including an important activity on water safety.</p> <div style="text-align: center;">  </div>	<p>Hopefully we have lots of lovely sunny days over the holidays, but don't forget how important it is to stay safe in the sun!</p> <div style="text-align: center;">  <p>Watch this video about sun safety.</p> <p>Can you create your own poster, poem or song to help others to stay safe in the sun?</p> </div>	<p>Have a go at your favourite games on:</p> <p style="text-align: center;">Sumdog (P3 only)</p> <p style="text-align: center;">Education City Purple Mash</p> <p>2create a story help sheet 2publish help sheet</p> <hr/> <p style="text-align: center;"><u>Spelling Challenge</u></p> <p>How many word can you make from the words:</p> <p style="text-align: center;">SUMMER HOLIDAYS</p> <p>day say red sum</p>
<p><u>End of Term Activities Booklet</u></p> <p>This booklet links (click on the GO button) to lots of fun and exciting activities for you to try this week and over the holidays. Have a look at all of the different activities, pick a few that you like the look of and try them out.</p> <div style="text-align: center;">  </div>	<p>Have a think about some of your favourite memories from this year.</p> <p>You could use this sheet to help you.</p> <p>Please email me and share your favourite memories with me. I would love to hear them.</p>	<p style="text-align: center;"><u>Art</u></p> <p>Get creative and have a go at some Summer themed art. You could:</p> <ol style="list-style-type: none"> 1. Draw a picture of something you are looking forward to doing this summer. 2. Use some old magazines to have a go at this ice cream collage picture. 3. Have a go at a summer themed mindfulness colouring sheets. 	<p>Use these <u>'End of School Year Round Up Cards'</u> to have a blether with someone about your year in P2/3.</p> <div style="text-align: center;">  </div>