





P2 Castle Douglas Primary - Home Learning - Primary 2. Week 10

Dear Parent/ Carer

We hope you are all fine and keeping busy. Here is this week's grid. We hope you enjoy trying out some of the activities. Please do not feel you have to try all the tasks. They are ideas and suggestions so please do not worry if you haven't completed them all. Please choose the ones you feel you would like to do. You have been sending in some super photos and it has been lovely to see what you have been doing. Please keep in touch by sending your photos to p2cdps@gmail.com

Money worksheets

<p>Please complete Spelling Week 29 Homework and Sound booklet. Try the game I have set for you on Education City. Keep practising your reading by reading some books using Oxford Owl. Please keep revising all the key words we have been learning.</p>	<p>Remember to go to P1-7 Music Home Learning(Mrs Teale) where there are some fun music activities to try.</p> <p>Collect some natural objects from outside in the garden or from your next walk or in the house. Lay them down and see if you can use them to make a picture of a butterfly or caterpillar. Draw a picture of what you have made or if you can take a photo of it.</p>	<p>Listen to the story of The Cautious Caterpillar https://www.youtube.com/watch?v=-zcqzXFG_ng</p> <p>Imagine you were a butterfly for a day. Describe what you look like, where you would go and what would you do. Draw and colour a picture of you as a butterfly.</p>	<p>Science</p> <p>1. Please watch the slide show by clicking on each page. Ask a family member to help you read it. On the last page keep clicking to see the life cycle. Life cycle of a butterfly powerpoint</p>	<p>Try to complete the worksheet and put the life cycle of a butterfly in order. Name each part by matching the words to the picture.</p> <p>lifecycle worksheet</p>
<p>Maths</p> <p>I will set further maths work on Education City for everyone. Please try some of the games, activities and worksheets.</p> 	<p>Maths</p> <p>This week we are going to look at counting money using the topmarks games. Click on mixed coins, then under the exact money column and there click on up to 20p. Try the worksheets on the link at the top of the grid. https://www.topmarks.co.uk/money/toy-shop-money</p> 	<p>Maths</p> <p>We are going to make a symmetrical butterfly. Remember to make each side exactly the same. Use the butterfly below or make one of your own.</p> 	<p>Alphabetical Order</p> <p>Look at your alphabet again and try the sheet below. Try to put the words in alphabetical order. Try to make an alphabetical order sheet of your own for a family member to try.</p> 	<ol style="list-style-type: none"> 1. Watch the link above about the life cycle of a butterfly. 2. How many different animal noises can you make in 2 minutes? 3. Draw a picture of your dream bike, scooter or car.

Fruit A - Z Alphabet Ordering

Put these fruits into alphabetical order using the lines below.

Raspberry _____

Apple _____

Kiwi _____

Orange _____

Banana _____

Plum_____

Grape_____

Strawberry_____

