


Shadow Art Ideas

Fingers crossed the sun will shine for us!



Shadow Drawing

This is a really easy activity for all ages. Children can choose objects to suit their interests and trace the shadows! You can experiment with shadow shape and size at different times of the day. Perhaps set a timer at different intervals and go and observe the changes.



Why does the shadow change?



Vincent Bal




Use shadows from everyday objects and the natural world to create a picture in the style of Belgian artist Vincent Bal. Google to find some inspiration and admire his fantastic fun images!



Hand Shadow Puppets

Explore shadows with your hands. Can you create animal shapes? Think about eyes, ears, head shapes. Cast a shadow on the floor or a wall. You could provide children with a 'how to' sheet to follow – how many can they create themselves?



Nature's Shadows

If you're lucky enough to have trees on your grounds place some paper underneath and draw the shadows the leaves make! Or you could hold or prop up flowers, branches or leaves over your paper and draw the patterns they create.



Shadow Puppets

Make shadow puppets out of card and art straws. Play with them on the playground or cast a shadow on the wall. You could give them moving parts using split pins. Or use cellophane to cast different colours.

