



When you start you need to click on it to get the drawing tools to appear and also on the tools icon to get all the tools.

Use these arrows to scroll up and down the colours.





Menu

Once your clipart is on the page you can change its size by dragging the outline to make it bigger, smaller or to tilt it.

Add a few sentences to tell your story in the bottom section.



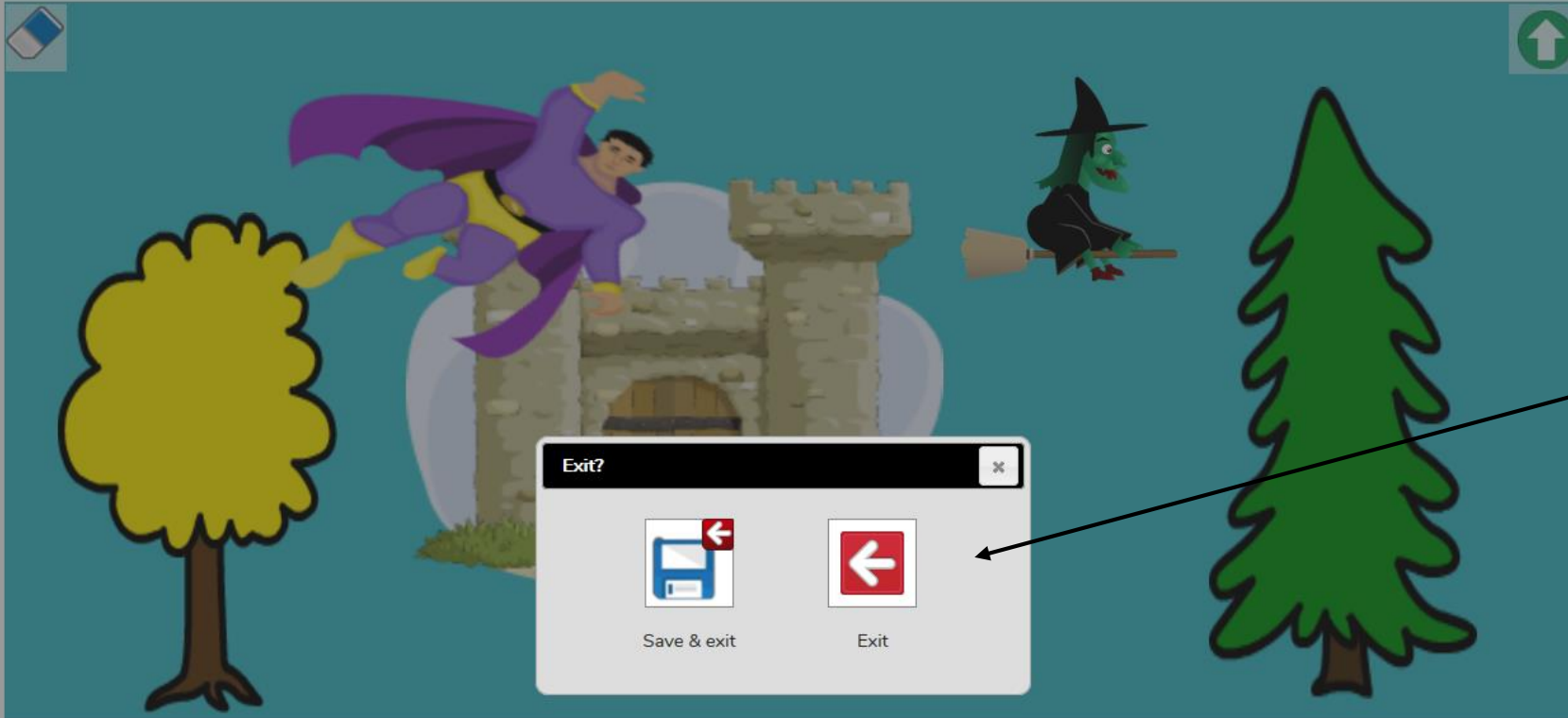
The purple knight was attacked by the giant wasp. He fought it bravely and it flew off to bother someone else. Then he returned home to his castle.



Click on this icon to bring up clipart. Then click and drag to bring the clipart to the picture

Drag any clipart you don't want to the bin to get rid of it.





The green witch was chased by Purpleman!

When you have finished click on the red arrow and this box will appear. Choose the save and exit option, then click on P2/3 folder and then I can see your work and leave you a comment.

