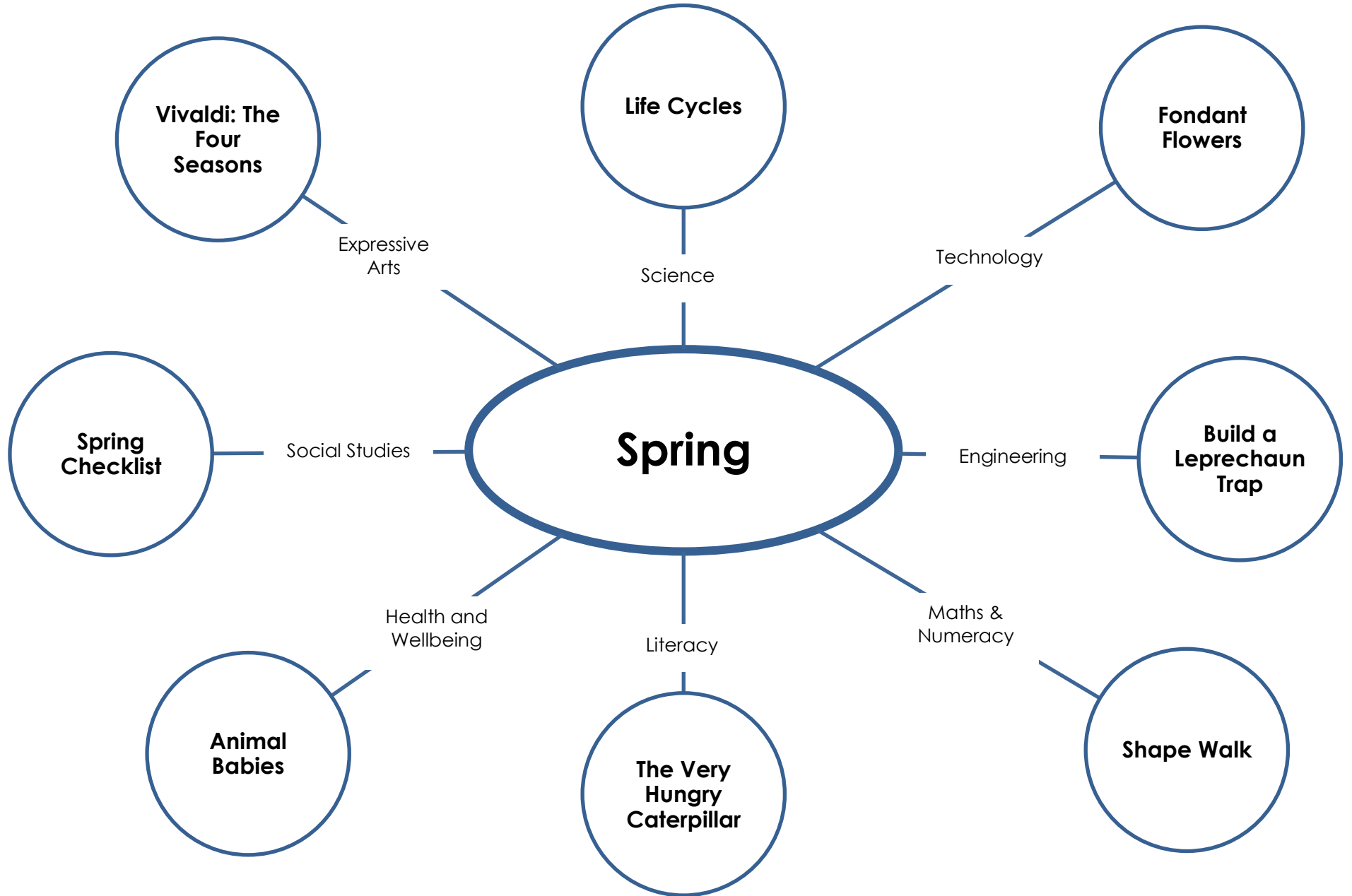


Learning from Home



Science Challenge

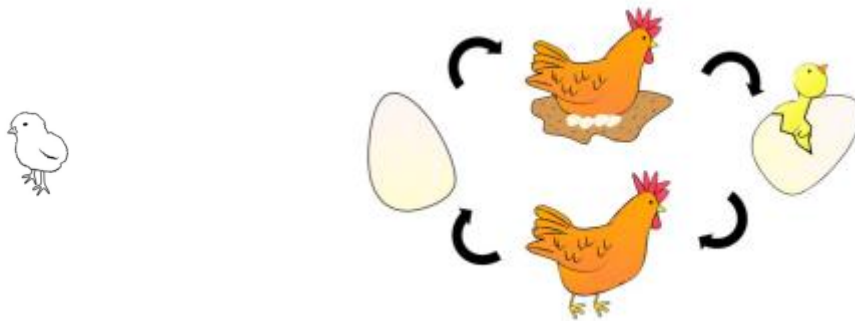


Life Cycles:





Spring is a time for new life and lots of animals have their babies in Spring. This is because the warmer weather makes it easier for animals to find food and for small babies to survive.

Life Cycles

This is the life cycle of a chicken. The chicken lays an egg, the chick hatches from the egg, the chick grows into a chicken, the chicken lays an egg...



Task: Write down the steps of the life cycle of a chicken in the table below.

	<hr/> <hr/>
	<hr/> <hr/>
	<hr/> <hr/>
	<hr/> <hr/>

To find out more about the life cycle of a chicken click here: <https://www.youtube.com/watch?v=mhnmK4tcKTE>

Talk to an adult about any other animal life cycles you might know.

Images from and activity adapted from Wolfe's Resources via TES

Technology Challenge



[This Photo](#) by Unknown Author is licensed under [CC BY](#)

Fondant Flowers

Adult Support and Supervision Required

Make some of these delicious, sweet treats to celebrate the arrival of spring.

You will need:

- 300g icing sugar plus extra for dusting
- 200g of condensed milk
- Peppermint essence
- Food colouring
- Sugar-coated chocolate sweets
- Small flower or fluted cutter about 2 1/2 cm in diameter (Don't worry if you don't have a cutter. You can just use a jar lid and then pinch dents all the way around the circle instead.)



Always wash your hands before preparing food!

Instructions:

1. Put 300g of icing sugar in a bowl. Add 2 drops of peppermint essence. Now add condensed milk a tablespoon at a time (it should take about 4-5) mixing until you get a smooth dough.
2. Take about $\frac{1}{3}$ of the dough and knead in a drop of food colouring, adding more icing sugar if needed.
3. Repeat with the remaining dough.
4. Roll out the fondant until it is about $\frac{1}{2}$ cm thick and cut out some flower shapes.
5. Press a sugar-coated sweet into the centre of each flower. Leave in a cool, dry place overnight to harden (not the fridge). So pretty, and delicious too!

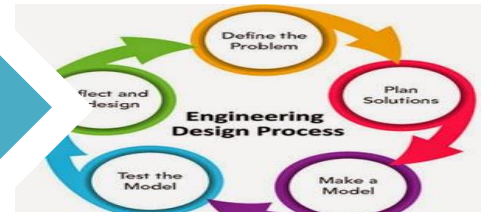
(Makes about 20)



Remember: sweet treats should only be eaten occasionally. It is not healthy to eat them all the time.

Activity and images from www.activityvillage.co.uk

Engineering Challenge



This Photo by Unknown Author is licensed under [CC BY-NC-ND](https://creativecommons.org/licenses/by-nc-nd/4.0/)

Build a Leprechaun Trap

Adult Supervision Advised

Because St. Patrick's Day is celebrated this week, today's task is to build a leprechaun trap.

According to Irish folklore, a leprechaun is a little fairy shoemaker that stores their gold in pots hidden at the end of a rainbow. They are often mischievous and like to play tricks like turning your milk green or rearranging items around your house. If they are ever captured by a human, it is said that they must grant you three wishes in exchange for their release.



You will need: cardboard box, stick or wooden spoon, paper, colouring pens /pencils and other items to decorate your box, scissors, glue / sticky tape, plastic gold coins (or ones drawn on paper), wool or string



Build it:

1. Decorate an old cardboard box green. Add any extra decorations you wish – perhaps a rainbow drawing, a shamrock, or some gold coins – the choice is yours.
2. Position your trap on a flat surface near somewhere you can hide so any leprechauns can't see you - like behind a chair or cupboard.
3. Tie some of your wool or string around the stick or wooden spoon near one end.
4. Now position your stick (wooden spoon) underneath the edge of one end of your box to prop it up. You may need to practise to get the best position. Gently bring out the string so it is as far away from your box as possible without pulling away the stick.
5. Have a practise run - tug on the string – does the trap fall to the ground, covering up the gold coins? If not reposition your stick and try again.
6. Carefully place your gold coins underneath the trap to entice the leprechauns.

Test it: Gently pull the string. Does your trap activate?

Reflect: Did your trap work? Can you see any ways to make your design better?

Improve it: Use your reflections to improve your model.



Shamrock (4 leaf clover)

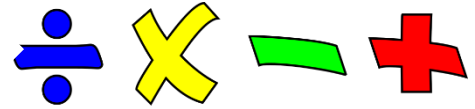


Irish flag

Click here to watch an animated video about St. Patrick's Day:
<https://www.youtube.com/watch?v=80O-bw9m6U4>

Activity and trap image from <https://divinspired.com/>
 Clipart from www.clipart-library.com







Maths & Numeracy Challenge




[This Photo](#) by Unknown Author is licensed under [CC BY-SA](#)

Shape Walk

Spring is a great time to get active and enjoy the outdoors. Shapes are all around us, but we often don't notice them. Go on a walk with an adult you live with or take a walk around your garden. Record (using pictures or words) objects that are made from the following 2 and 3D shapes.

<p>Square </p>	<p>Circle </p>	<p>Rectangle </p>
<p>Triangle </p>	<p>Cube </p>	<p>Cone </p>
<p>Other shapes:</p>		



Which shapes did you see most of? Can you think of a reason why that might be?

Activity idea and images from TES

Literacy Challenge



This Photo by Unknown Author is licensed under [CC BY-SA-NC](https://creativecommons.org/licenses/by-sa/4.0/)

The Very Hungry Caterpillar

Spring is a time for new life, from chickens, to lambs, to frogs, to butterflies. The life cycle of butterflies is particularly interesting.



Click here to watch the story of **The Very Hungry Caterpillar** by Eric Carle: <https://www.youtube.com/watch?v=75NQK-Sm1YY>

Complete the sentences below use the words from the word bank to help you.

1. A little _____ lay on a leaf in the light of the moon.
2. A tiny, hungry _____ came out of the egg.
3. The caterpillar _____ one apple.
4. The caterpillar ate _____ pears.
5. On _____ he ate three plums.
6. On Saturday, the caterpillar ate a piece of cherry _____.
7. The caterpillar built a small house called a _____ around himself.
8. He stayed inside his cocoon for more than two _____.
9. A beautiful butterfly came _____ of the cocoon.



Images from www.clipart-library.com



pie	egg	weeks	caterpillar	cocoon
ate	two	one	Wednesday	out

10. Talk to an adult about the story then write down three sentences. One explaining what happens at the beginning, one explaining the middle and one explaining the end of the story.

In the beginning of the story...

During the middle part of the story...

At the end of the story...







Health & Wellbeing Challenge

Animal Babies

All animals produce young which must be cared for by the parents. Not all young animals look like their parents. For example, a baby swan does not look like its parents.

Click here to find out more: <https://www.bbc.co.uk/bitesize/clips/z8x76sg>

Many animals have babies in the Spring, but others can have babies at any time of year.

Picture of adult animal	Mother	Picture of baby animal	Baby
	Rabbit		Kitten
	Cat		
	Dog		
			Lamb
	Cygnets		
	Human		Baby

Task 1: All babies have the same basic needs. Examples of these needs are **1.** To be fed, **2.** To get sleep, **3.** To be cuddled, **4.** To be kept clean...can you think of any others? We also need to remember that it does not have to be the mother that provides the baby with these things.

What other needs might a baby have and who else could help to look after a baby? **Talk to an adult about it.**

Task 2: Match the mothers with their babies. Cut out the words and pictures from below and stick them onto the table above in the correct spaces.



			
Sheep	Kitten	Puppy	Swan
			

Images from www.clipart-library.com

Social Studies Challenge



This Photo by Unknown Author is licensed under [CC BY-SA](https://creativecommons.org/licenses/by-sa/4.0/)

Spring Checklist

Go for a walk with an adult or even look outside in your garden if you have one. How many signs of Spring can you see? Tick them off on the checklist. Can you see any other signs? Draw them yourself underneath.



Why do you think lots of plants and flowers start to grow in Spring?



Why do you think lots of baby animals are born in Spring?



My Signs of Spring

Activity from Wolfe's Resources via TES

Expressive Arts Challenge



This Photo by Unknown Author is licensed under [CC BY-NC-ND](https://creativecommons.org/licenses/by-nc-nd/4.0/)

Vivaldi: The Four Seasons

Adult support required

Listening to music is important for us all. Today you will be listening to a very famous piece of music. Throughout this activity try to describe what you can hear and feel. Use basic words like loud, quiet, happy, sad, running, walking, high sound, low sound, calm, exciting. Share your ideas with an adult.

Listening

Listen to Vivaldi Four Seasons: Spring. **Click here:** <https://youtu.be/l-dYNttdgI0>

Responding

Now draw what you can hear or feel as you listen. You can use the box below or draw your own.



Extras:

1. If you have a garden, or a space to walk outside, take a bucket or bag and collect some nature items that remind you of spring. Maybe you could take some photos of any flowers or spring animals like lambs that you see! Perhaps you could bring some smaller items home and make your own nature collage.
2. Talk to an adult about any other things you might see at springtime.
3. Get an adult or older brother or sister to shout out some springtime animals and have a go at moving like them.

Activity from <https://wolverhamptonmusicservice.org.uk/>
Images from www.clipart-library.com