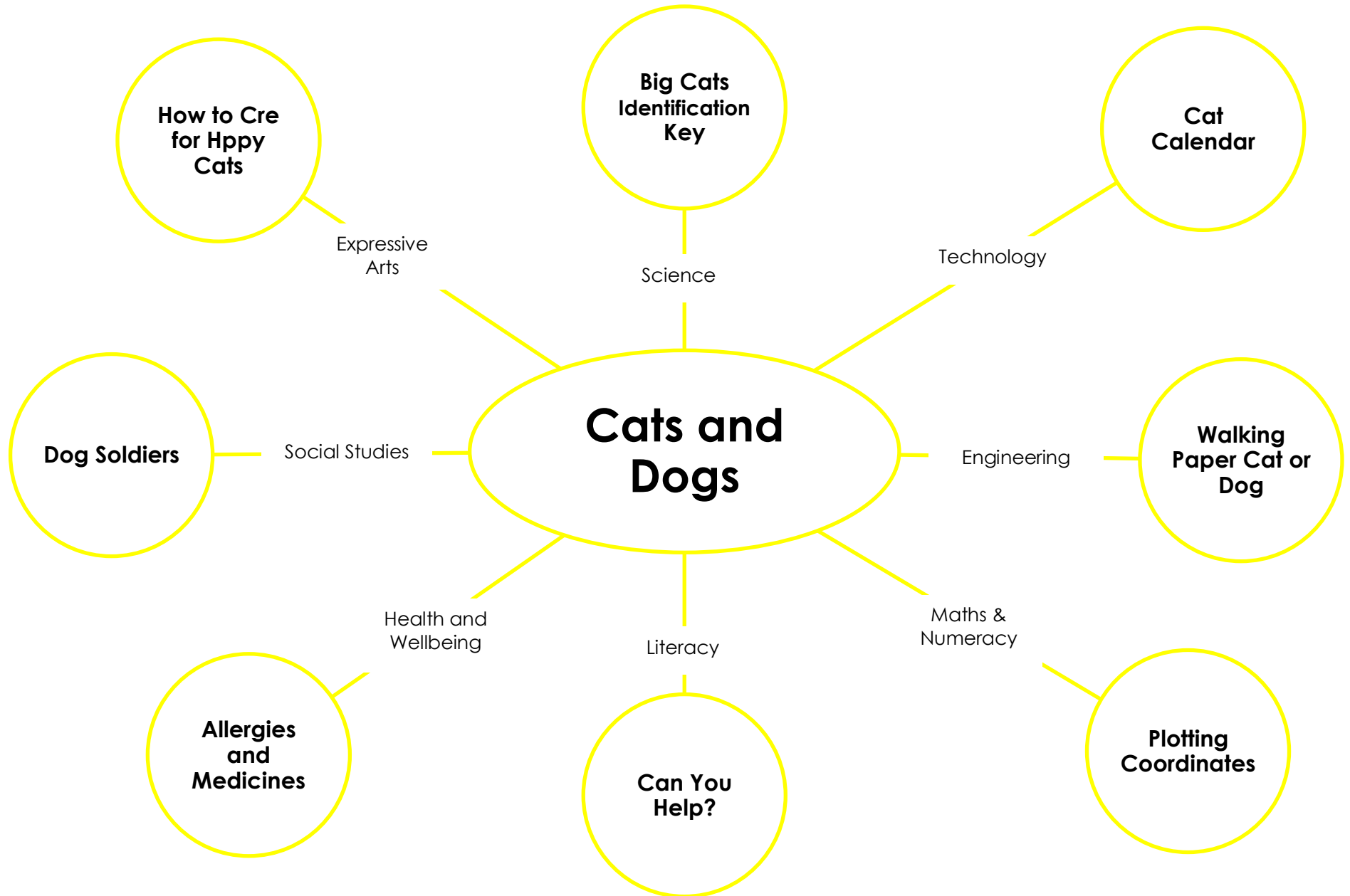


Learning from Home




Science Challenge




Big Cats Identification Key

An identification key (or classification key) is a set of questions about the characteristics of living things. You can use a key to identify a living thing or decide which group it belongs to by answering the questions. If you have ever played the game 'Guess Who', the idea is similar.

1. Look at the 5 photographs of big cats and use the questions in the key below to help you identify them. Write their names in the box.

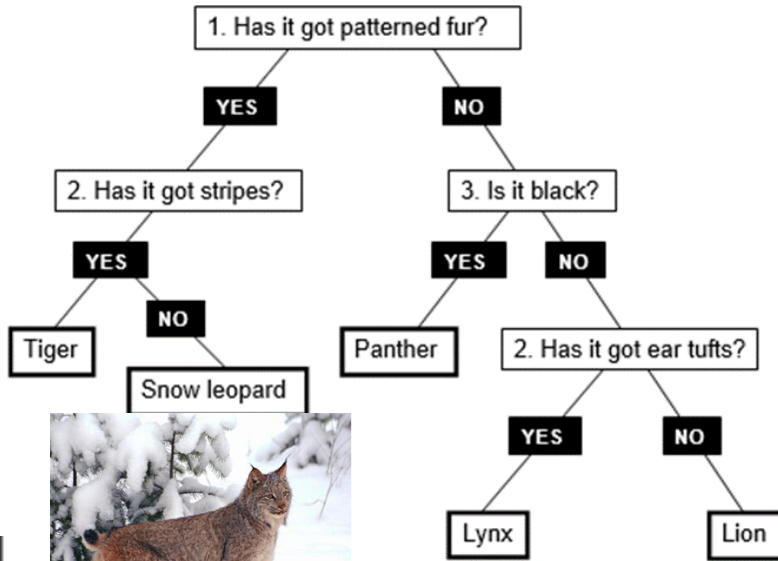













Activity from TES
Dog photos from
www.scottishspca.org


2. Make your own key based on the visible characteristics (features) of the 4 dogs below. Use a layout like the one in the image on the right. Choose your questions carefully.



Zeus



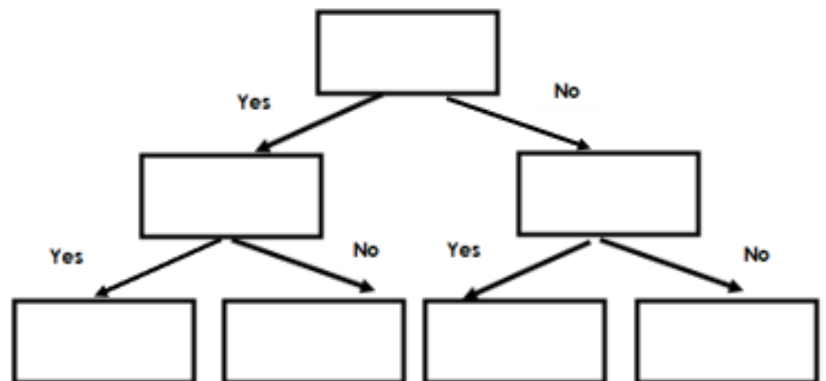
Messi



Winter



Ronan



3. Ask an adult to try your key. Does it work?

4. Can you make up more keys for other animals or can you add further boxes to make your key even more accurate?

Technology Challenge



This Photo by Unknown Author is licensed under CC BY

Cat Calendar

Adult Support Required

Your task is to make yourself a cat calendar for the month of April.

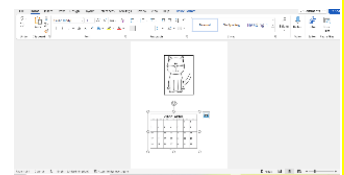
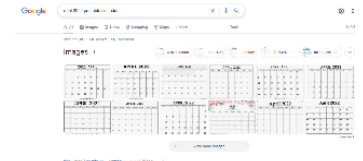
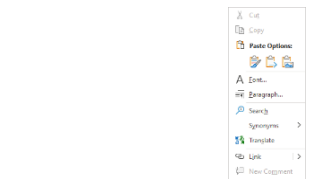
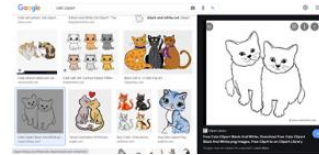
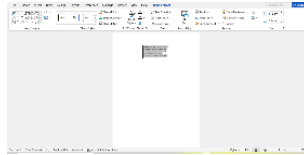
You will need: A computer or tablet with access to the internet and access to a word processing program such as **Word**.

Instructions:

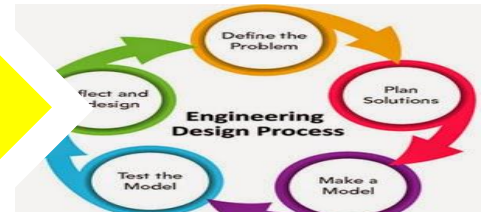
1. Open a **Word** document
2. Add a Text box by clicking **Insert** on the toolbar then clicking on **Text Box** on the right-hand side of the toolbar. Choose the 1st option – **Simple Text Box**.
3. Right click and **cut** to remove the text from the box.
4. Search for 'cat clipart' on your internet browser. Find an image that you like. Right click and choose the **copy image** option.
5. Go back to your word document. Right click inside your text box and click the 3rd **paste** option to add your picture.
6. Return to the internet and this time search for a 'free printable April 2022 calendar'. Look through the calendars and pick one you like. Right click to copy it. Then go back to your Word document. Paste it below your text box.
7. Click on one of the circles at the corners to stretch out the calendar to make it bigger.
8. **Save** your work. **(Ask an adult if you need help with this)**

If you have a printer at home, you can now print off your calendar if you like, or you can make further adaptations to your work. Remember to save as you go. You may want to colour your cat using **Draw** on the tool bar or you might want to add a frame or background colour and or move the position of the calendar. **Ask a grown up or an older brother or sister (if you have one) if you need further support.**

Note: If you don't have computer access, you can still draw your own photo calendar. Use a ruler to draw the lines for the box and grid lines.



Engineering Challenge




This Photo by Unknown Author is licensed under [CC BY-NC-ND](https://creativecommons.org/licenses/by-nc-nd/4.0/)

Walking Paper Cat or Dog

Adult Supervision Required

Challenge: Can you create a paper cat or dog that can walk on its own?



You will need: paper, card, scissors, ruler, colouring pens / pencils (optional), a surface on a slight incline (slope)

Remember to ask for help with scissors.

Create it:

Draw your own template on paper or card. Cut it out.
Cut into the legs stopping at the body.
Fold the head and tail up and the legs down.



Test it: Steady your dog on the top of a slope and let it walk down on its own. Does it work? Does it walk smoothly or is it lopsided? Does it fall over?

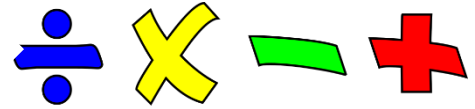
Improve it: Can you make any adjustments to the template or folds to improve how your dog walks? Does it work better on paper or on card? Can you add any extra features to make it more balanced? Can you decorate it to make it more like a cat or dog?

Things to think about: Can you link any feature to improved / more efficient walking? Do the angles on the legs make it rock side to side? Does gravity pull it down the ramp? Does the incline of your ramp need to change? Does the friction on the ramp need to change? Does the angle of the legs need to change? How does the template size affect the ability of it to walk? Would sticking on extras, like a bigger head, make a difference? Can you get your cat or dog to walk on a flat surface by attaching a string or thread you could pull?

Why not make more than 1 walking cat or dog, decorate them differently then have fun racing them with an adult at home or a brother or sister. Add different features to each one.

Idea adapted from and images from Twinkl

Maths & Numeracy Challenge

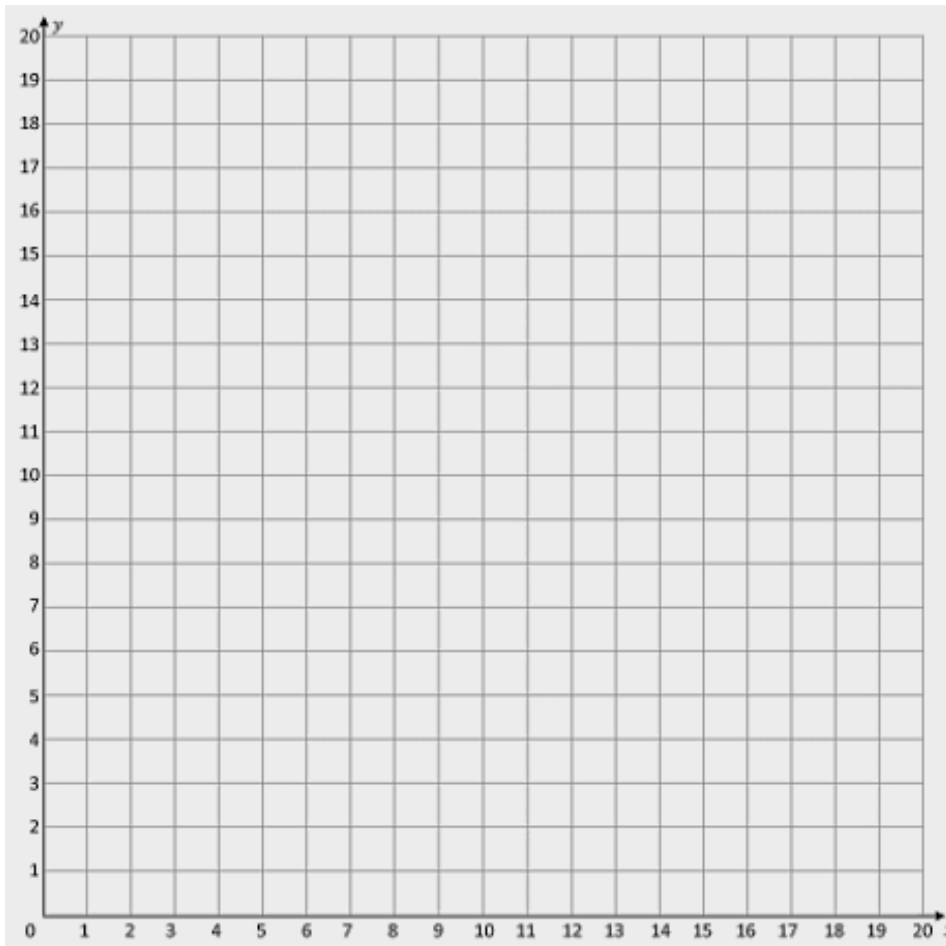


This Photo by Unknown Author is licensed under [CC BY-SA](https://creativecommons.org/licenses/by-sa/4.0/)

Plotting Coordinates

Challenge: Plot the following coordinates on the grid below then join them up using a pencil and a ruler. What are the hidden images?
Use a different colour for each.

- A.** (9, 8), (9, 7), (10, 6), (11, 6), (11, 5), (10, 4), (9, 4), (8, 2), (8, 0), (7, 0), (7, 2), (4, 2), (3, 1), (3, 0), (2, 0), (2, 2), (3, 3), (3, 5), (1, 7), (2, 7), (4, 5), (7, 5), (9, 8)
- B.** (2, 7), (4, 10), (7, 11), (10, 11), (11, 13), (12, 14), (13, 13), (15, 13), (16, 14), (17, 13), (18, 11), (17, 9), (14, 8), (11, 9), (10, 11), (11, 9), (14, 8), (17, 9), (18, 7), (17, 4), (14, 3), (11, 3), (14, 2), (4, 2), (3, 3), (2, 7), (4, 3), (12, 3), (13, 5), (11, 7), (9, 7)



Remember: to plot (3,4) for example, count 3 along the bottom (x axis) then go 4 up (y axis).

Extension: Make up your own coordinate challenge and ask someone at home to complete it.

Activity from TES
Graph paper from:
www.math-salamanders.com/

Literacy Challenge



This Photo by Unknown Author is licensed under [CC BY-SA-NC](https://creativecommons.org/licenses/by-sa/4.0/)

Can You Help?

Hello,

I am hoping you can help me. My Mum and Dad have told me I can get a cat or a dog – if I learn how to look after it and help to take care of it. I am very excited, but I don't know which to ask for!

I need to learn about cats and dogs and how to look after them properly. Do you have a cat or a dog or any other pets? How do you help to look after them? What pet do you think I should get?

Please write to me to tell me your ideas. Can you tell me how to look after my new pet too?

Thank you for helping me,
Rebecca

Paragraph 1: Make the reason clear why you are writing.
Paragraph 2: Write in a chatty manner (e.g., use contractions, use informal phrases and expressions, e.g., I guess I prefer...)
Paragraph 3: Summarise your main points for writing the letter
Signing off: You could choose from phrases such as - *Best Wishes, Bye for now, All the best, Love from,*

Write address here.

Write date below:

Dear Rebecca,

Paragraph 1

Paragraph 2

Paragraph 3

Sign off here

Your Task: Write an informal letter to Rebecca in response to her request for help. (Look at the template on the left for the layout of your letter)

Template from TES
Idea adapted from Twinkl.



Health & Wellbeing Challenge

Allergies and Medicines

Do you know what an allergy is? Maybe you have one yourself?

People can be allergic to many different things. Some people are allergic to foods like nuts, or fruits like kiwis or strawberries. Some people are allergic to dust or to pollen from plants and trees and some people are allergic to animals and / or insects. **Common animal allergies are to cats and dogs and to horses.**



What is an allergic reaction?

Your body has an **immune system** which is responsible for defending you against bacteria and viruses. Sometimes your immune system will defend against substances that usually don't pose a threat to the human body. These substances are known as **allergens**. The body reacts to these allergens by making proteins and releasing chemicals into the bloodstream. One of these chemicals is called **histamine**. It causes the symptoms that you notice.

The allergen is often called a **trigger** and the way it enters the body can vary. The route could be touching – like stroking a cat or dog, by eating a specific food or by breathing it in like pollen, dust or dander (tiny skin cells shed from an animal's skin).



How to treat an allergy

Antihistamines, which work against the histamine your body has produced, are medicines often used to relieve some of the **common** symptoms of allergies, like hives (itchy rash like tiny blisters), watery eyes, runny and /or blocked nose, sneezing and scratchy throat. Most antihistamines can be bought from pharmacies and shops, but some are only available on prescription from a doctor. They come in several different forms – including tablets, capsules, liquids, syrups, creams, lotions, gels, eyedrops and nasal sprays. People with severe allergies (**anaphylaxis**) have very serious symptoms and often carry an **EpiPen** which is injected.

Medicines can make us feel fit and well but if we take the wrong ones, or the wrong amounts, they can be incredibly dangerous. Only take medicines which are given to you by a trusted adult. Don't help yourself to any medicine you see lying around. Stay safe!

Your Tasks:

1. Talk to a grown up at home about how to stay safe around medicines.
2. Design a poster about John or Jen who have an allergy to cats and /or dogs. Draw a picture of them in the middle of the page and add information about what their symptoms might be and how they can treat them. Include a warning about being careful and safe with medicines.

Information from <https://www.sja.org.uk/what-we-do/first-aid-in-schools/>
Images from www.clipart-library.com

For more information about anaphylaxis click here:

<https://youtu.be/2w9bAxuT2hl>

To read more about allergies to cats and dogs click here:

<https://www.aafa.org/pet-dog-cat-allergies/>

Social Studies Challenge



This Photo by Unknown Author is licensed under [CC BY-SA](https://creativecommons.org/licenses/by-sa/4.0/)

Dog Soldiers

Wars have been fought throughout history and it hasn't only been humans that have been involved. From carrying supplies to providing company for fighting soldiers, animals have played an important part during conflicts and have helped humans in many ways.



Some animals that have helped during wars include horses, dogs, cats, elephants and even pigeons.

Think about: How having a dog might affect how a scared soldier felt?



← This photograph was taken during World War 1. **What job do you think this dog might have had? Why do you think they may be doing that job?**

Medical dogs were used on the battlefield to get medical kits to injured soldiers. They were quick and agile which meant they had a better chance of getting to the injured than humans. Their kits would contain the basic equipment a soldier could use to attend to his wounds himself. For example, a medical kit might have plasters and bandages in it.

Dogs are very good at smelling. How do you think this might have been useful in the war?

Dogs were used to sniff out the enemy and warn soldiers if any enemy soldiers were approaching. They would also sniff out rats and other vermin in the trenches and were even used to sniff out mines and bombs (this is something they still do today).



Think about:

1. How the sounds of gunfire might make a soldier feel?
2. How the sounds of gunfire might make a dog feel?

To find out more about how dogs and other animals have helped during wars click here:

<https://www.youtube.com/watch?v=jKCs785HqfQ>

Activity and images from www.bluecross.org.uk

Expressive Arts Challenge









This Photo by Unknown Author is licensed under [CC BY-NC-ND](https://creativecommons.org/licenses/by-nc-nd/4.0/)

How to Care for Happy Cats

Today you will be learning a song about cats. It is sung to the tune **of London Bridge is Falling Down**. *Click here for the music:* <https://www.youtube.com/watch?v=5L6DA6ZwbjY>

Try to sing each verse in time with the music. The music will continue to play – this time do not sing, instead clap or tap a foot to the **beat** of the music. **(The beat is the steady pulse that you feel in the tune, like a clock's tick. It's the beat you'd naturally clap along to or tap your foot to)**

Next, replay the music and sing the song but this time you will also join in with an **untuned percussion** instrument. Find something to shake like a salt or pepper shaker, or maybe you could bang a pan with a wooden spoon. **(If you Hit, Shake, or Scrape an instrument to play it, it belongs in the Percussion Family)**

		
<p>1. How to care for happy cats Happy cats, happy cats How to care for happy cats Miaow, miaow, miaow, miaow</p>	<p>2. Food and water in their bowls In their bowls, in their bowls Food and water in their bowls Miaow, miaow, miaow, miaow</p>	<p>3. Let your kitten sleep in peace Sleep in peace, sleep in peace Let your kitten sleep in peace Miaow, miaow, miaow, miaow</p>
		
<p>4. Stroke your kitten carefully Carefully, carefully Stroke your kitten carefully Miaow, miaow, miaow, miaow</p>	<p>5. Cats and kittens love to play Love to play, love to play Cats and kittens love to play Miaow, miaow, miaow, miaow</p>	<p>6. Now we all have happy cats Happy cats, happy cats Now we all have happy cats Purr, purr, purr, purr</p>

Activity and images from <https://education.cats.org.uk/>

Can you sing, tap your foot and play your instrument all at the same time?