

Early Level Maths

Week Beginning: 1st February

Doubling Numbers

Check out my Power Point (on the Early Home Learning Page) and learn how to double your numbers.

Practise your new skill with the examples on the slides.

Solve and Shade

Solve the take away questions and colour to reveal the hidden animal on page 2.

Before and After

Write the numbers that come before and after.

___ ___ 5 ___ ___

___ 11 ___

___ 20 ___

___ ___ 9 ___ ___

___ ___ 26 ___ ___

___ ___ 14 ___ ___

___ 29 ___

___ ___ 17 ___ ___



Position Puzzle

Draw a grid on your white board.

Follow the instructions.

Can you draw the correct shape in the correct box?

2 puzzles to solve.



Challenge A

- The red triangle is **above** the orange star.
- The purple circle is to the **right** of the red triangle.
- The blue square is **below** the purple circle.

Challenge B

- The purple circle is **underneath** the orange star.
- The blue square is to the **left** of the orange star.
- The blue square is on **top** of the red triangle.

Maths Homework Options

Keep choosing one or two options each day.

Work on them for 10 minutes each.

These are skills you will use across numeracy!

Counting (0 - 30)

Practise counting lots of objects around the house:

How many socks in the washing basket?

How many spoons in the drawer?

How many pasta shapes in the bowl?

How many biscuits on the plate? (*one less than you put out!!*)

Take a photo, put it on the blog and we'll count it too!

Look out for Miss Dale's socks on the blog this week.





Now try my Big Counting Page over on page 3.

How Many?

A BIG Counting Page

Save the Planet: Don't print out!

Write the answers on your white board.



Remember only count it once.
Cross out as you count to help...



How many bees buzzing around the page?

