

## **POLAR BEAR PROJECT SECOND LEVEL**

*Because we have an amazing gift of our adopted polar bear from Miss Brockie-Macdonald, we thought we could learn more about the World of the Polar Bear.*

### **Activity 1 – Polar Bear Facts**

Time to find out as much as you can about polar bears and where they live. This link will help you:

[How Is The Polar Bear Adapted To Its Environment? - WorldAtlas](#)

As well as having lots of information about the polar bears' habitat, this link has some activities at the end of the page, which you might like to do:

[Polar habitats for kids | Polar regions homework help | Arctic and Antarctica for KS1 and KS2 | TheSchoolRun](#)

Your task is to teach someone else as many facts about polar bears as you can. Make a poster with a drawing of a polar bear, labelling their incredible features, and add as many polar bear facts as you can.

### **Activity 2 – What other animals live in the Arctic?**

This link is a video about the Arctic landscape and some of the animals that live there.

[Exploring the Arctic for Kids: Arctic Animals and Climates for Children - FreeSchool - YouTube](#)

This link takes you to information about Arctic animals. You can click on a picture of the animal you are interested in for more information.

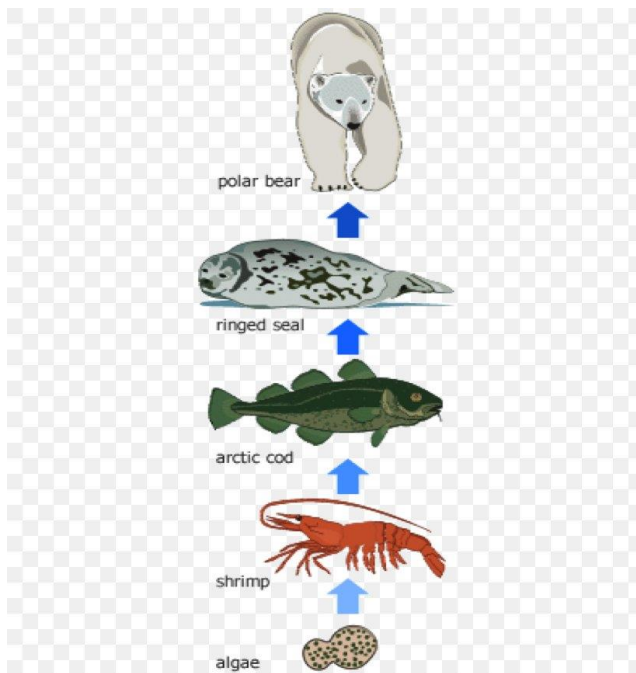
[Arctic Animals - a list of North Polar animals \(coolantarctica.com\)](#)

Choose one of the following tasks:

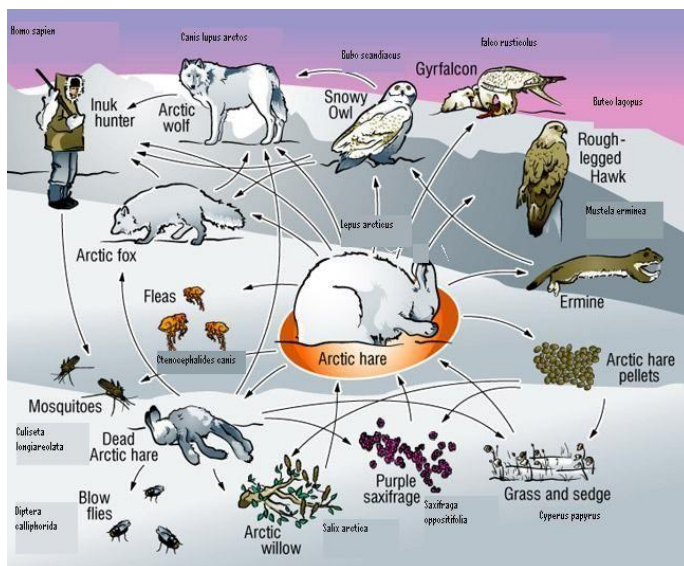
- 1) Create a fact file, book or PowerPoint to describe some other animals that live in the Arctic.
- 2) Create a card game that uses animals from the Arctic. It could be one with facts about each animal (a bit like Top Trumps). Or it could be a game that helps you to learn which animals live in the Arctic and which do not (penguins, for example). Play the game to help you remember the facts.

### Activity 3 – Polar Bear Food

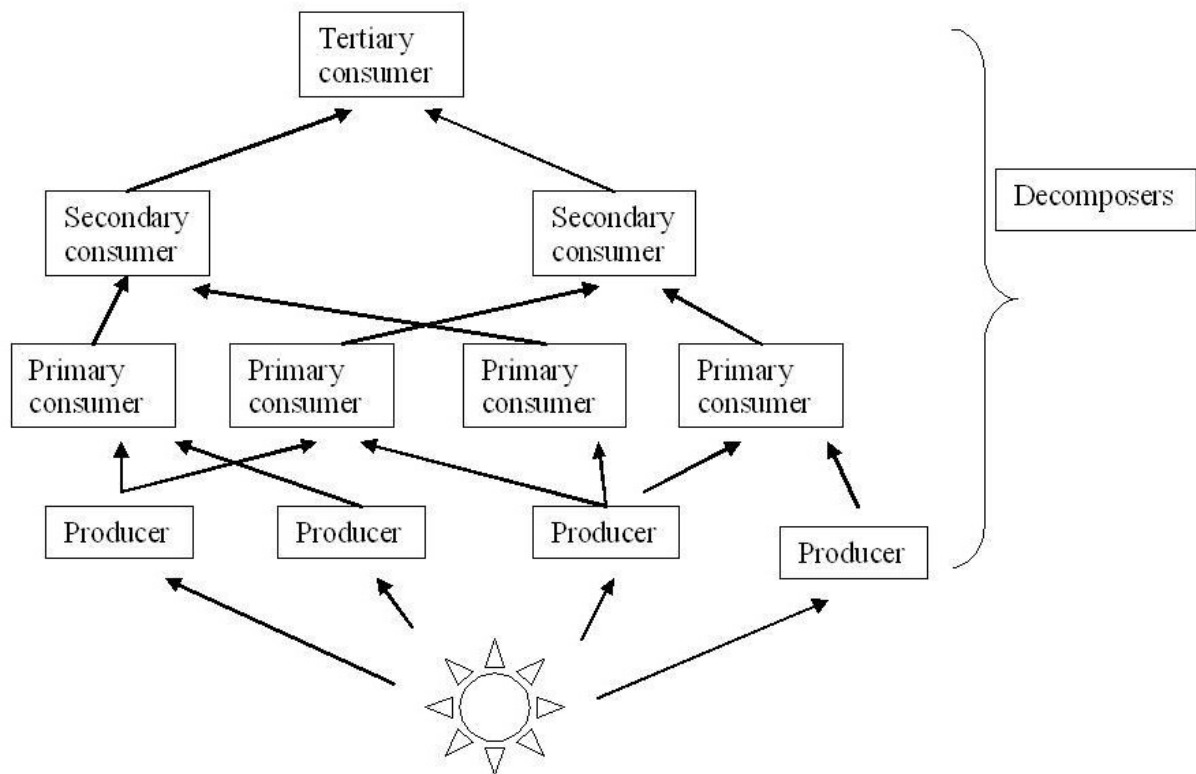
Here is a simple food chain for the polar bear:



We know that in real life animals don't eat the same food all the time. It depends on what is available. Food webs are a good way to see how each animal fits into its world. Here is an example of a food web with animals from the Arctic:



Make a food web which includes a polar bear. It must contain producers (plants), primary consumers (which eat the plants), then secondary and tertiary consumers (which in turn eat the other animals). If you like, you can use this template *as an idea* for how to set it out:



#### **Activity 4 - Polar Bear Folklore**

The people who live in the Arctic Circle admire the polar bear for their hunting ability, although the polar bears can easily kill a human. The polar bears also provide people with food, clothing and blankets from their fur. Parts of the polar bear are also use for handicrafts. There are many stories about polar bears from the Arctic people and polar bears often feature in Arctic people's art.

#### **Choose:**

Make a 3D polar bear. You could use snow, carve it from soap (use a potato peeler and pencil or skewer), use modelling clay, papier maché...or use your own ideas.



Polar bear carved in reindeer antler (unknown artist)

**OR** Write a story or a song about polar bears. Here is a traditional story about a polar bear:

[The woman and her Bear - An Eskimo Legend. \(firstpeople.us\)](http://firstpeople.us)