

P2/3 Maths

Week Beginning 25th May

Hollywood Maths Homework:

Keep using the Homework Options: great for skills practice.

Great for mental maths—a little everyday = no rusty brain!!

Sumdog

Hit the button

Target Board 4 - counting in 100s

Miss Dale's Super Target Board Challenge

You can do it!!

500	300	100	600
400	900	200	1000
0	700	800	100

Choose a different target task each day this week:

1. Put all the numbers on order. Start with the smallest.
2. Rewrite each row putting the numbers in order from the smallest (then from the largest to smallest)
3. Add 1 to each number.
4. Add 10 to each number.
5. Take 1 away from each number.
6. Take 10 away from each number
7. Add 100 to each number.
8. Take 100 away from each number.
9. Double each number. (Remember double 2 is 4. Double 40 is 80. Double 400 is 800—look at the pattern)
10. Make up your own target task today.

Blog and let me know how you got on. Remember one task per day!

One	
1	$1 \times 2 =$
2	$2 \times 2 =$
3	$3 \times 2 =$
4	$4 \times 2 =$
5	$5 \times 2 =$
6	$6 \times 2 =$
7	$7 \times 2 =$
8	$8 \times 2 =$
9	$9 \times 2 =$
10	$10 \times 2 =$

Two	
1	$1 \times 5 =$
2	$2 \times 5 =$
3	$3 \times 5 =$
4	$4 \times 5 =$
5	$5 \times 5 =$
6	$6 \times 5 =$
7	$7 \times 5 =$
8	$8 \times 5 =$
9	$9 \times 5 =$
10	$10 \times 5 =$

Three	
1	$1 \times 10 =$
2	$2 \times 10 =$
3	$3 \times 10 =$
4	$4 \times 10 =$
5	$5 \times 10 =$
6	$6 \times 10 =$
7	$7 \times 10 =$
8	$8 \times 10 =$
9	$9 \times 10 =$
10	$10 \times 10 =$

Use your repeated addition (if you need it) to help you answer these multiplication questions!

Money

Use the activities on pages 2 , 3 and 4 to get your money skills back in shape.

Hunt around the house for spare change. Real coins come in handy for this maths work.

Give them back when you are finished - they are needed for the shopping!

Money

Talk about the different coins that we use in Scotland .



If you have a range coins at home get them out and play with them:

*Mix up the coins - put them in order from lower value to highest value

(Talk about the numbers on the coins—not the size. A big coin doesn't mean it is worth more!!)

*Ask for coins - give me the 2p coin give me the 50p coin

*Put prices on objects in the house ask your child to pay for them with the coins.



* Take rubbings of the coins so that they look at them closely.



Place a paper over the coin. Scribble over the top with a pencil.

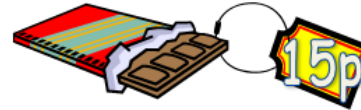
You can use them for a matching game. You can label all the coins too.



*Try the activities on the next 2 pages - Cut out the paper coins and stick them on the sheet or use them for money games at home. Start a little shop.

CORRECT CHANGE PLEASE!

Write the coins you will need in the boxes!




LO: To find the right coin.

Can you find the right coin

for the shop keeper?




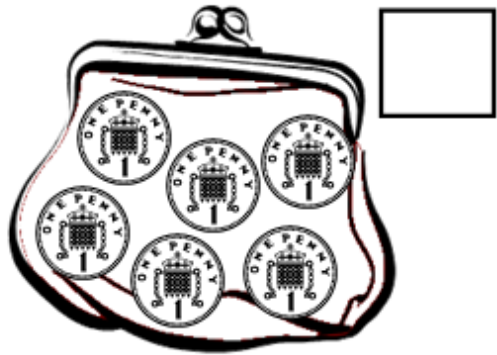
Is it



LO: To find the right coin.



How much money in my purse?



Draw (or stick) the right coins in my purse

