

Cursive Handwriting Programme *Dahl*

Cursive handwriting is a programme designed to improve not only the presentation of handwriting but to aid the improvement of spelling. The process of starting on the line each time and forming the whole word helps pupils to make connections between formation and spelling.

We will be working on cursive handwriting in class but know that our pupils would benefit from additional support at home. A little each night (maximum 10 minutes).

It is important that pupils try out the same formation of letters at home as they do at school - please find a cursive alphabet formation sheet attached.

Mrs Queen and I have found that it has been essential for us to practise our cursive handwriting in order to better support the pupils; parents you may need to get writing too!!

Cursive Handwriting Top Tips to support learners:

Initially, your child may prefer to use a felt pen.

If using a pencil make sure it is sharp.

Take your time when cursive writing. You will speed up as you improve.

Always begin letter formation on the line.

Ensure tall letters reach the top line.

I have copied the cursive handwriting programme we use in school.

Page 2 is very important as it shows you the formation of each of the letters.

RULES:

We do not join capital letters.

You must always start on the line.

Always use lined paper (give the office an email and we'll get you some if you need it).


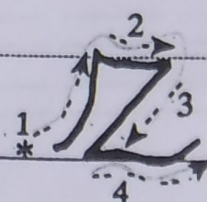
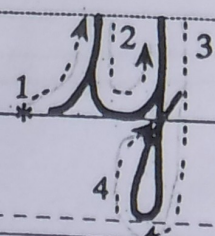

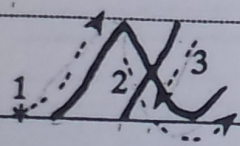

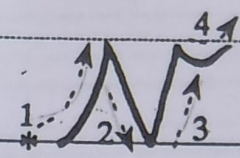

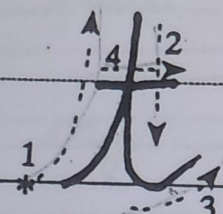
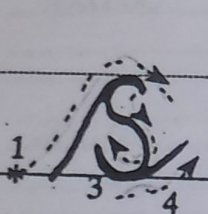
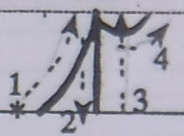
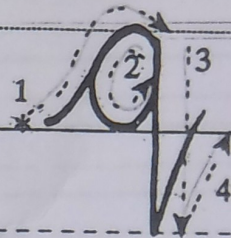

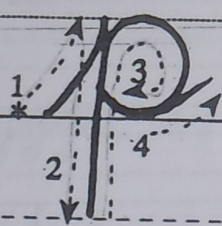
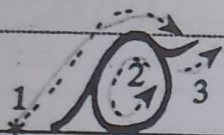
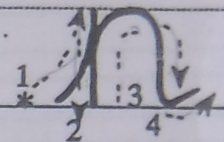

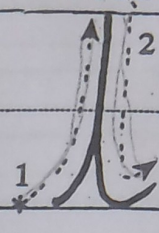
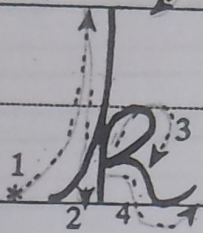
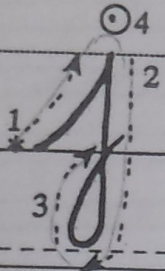
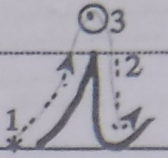
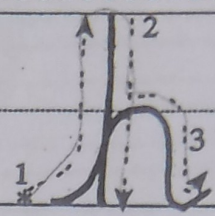
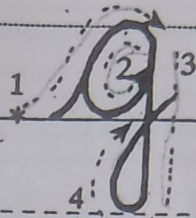
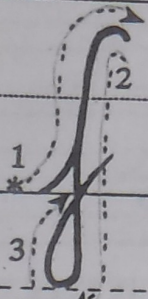
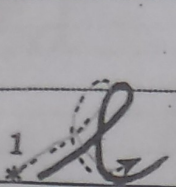
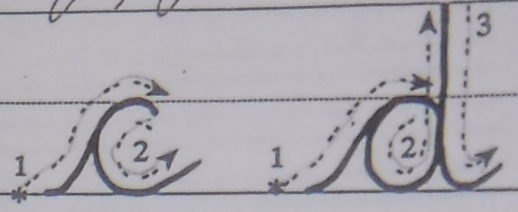
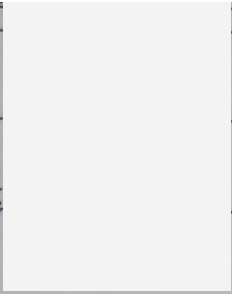
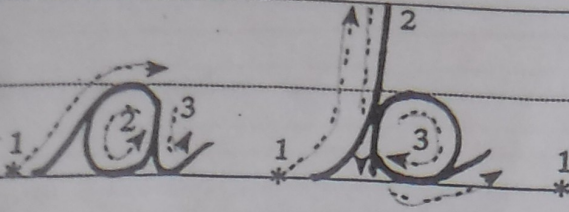
Practise writing the single letter first - then join that letter—then use it in a word.

Watch tall letters - h l k b d are tall and must touch the top line too.

t f are middle sized letters. All the rest are small.

Once you have tried letters and words. Try sentences. A verse of poem or any short piece of writing.

Please note it is also a good excuse for getting some nice pens!!!



l l l

i i i

t t t

ll ll ll

ii ii ii

tt tt tt

lit lit

till till

ill ill

litt litt

h h h

m m m

n n n

k k k

b b b

hhh hhh

mmm mmm

nnn nnn

kkk kkk

bbb bbb

bat bat

lag lag

man man

back back

e e e

f f f

j j j

p p p

eee eee

fff fff

jjj jjj

ppp ppp

job job

pig pig

fig fig

r r r

u u u

v v v

w w w

mm mm

uuu uuu

vvv vvv

www www

view view

run run

ruff ruff

q q q

s s s

f f f

qqq qqq

sss sss

fff fff

squat squat

sook sook

goose goose

quiz quiz

a a a

x x x

o o o

d d d

g g g

aaa aaa

ccc ccc

ooo ooo

ddd ddd

ggg ggg

dad dad

cag cag

gad gad