

P2/3 Literacy Activities

Week beginning 11.5.2020

Spelling

Test last week's 10 words.
Got them all right? Choose another 10..

Couple of errors? Practise those again.

Different ways you could practise this week...

I've put an example of a game you can play with cut out letters on page 2.

Read Aloud

Choose a book from the home learning pack, or find a book your child can read fairly independently from home/EPIC.

Let your child record and listen back to themselves reading again this week—use a voice recording app on a phone or tablet.

Reading Tasks

- Question master

After your child has finished reading a story this week, get them to write 4 questions about it. They could start with **who, what, when, where, why, or how?** Encourage them to think of some interesting questions that will check how well someone has read the book.

You could always post the questions for other people who have read the story to answer.

- Story cube

Read a story together, and then use a story cube to help summarise the story.

On one face, write the title, on another draw the main characters, and on a third draw the main setting.

Then on the last 3 faces, draw a picture to show what happens in the beginning, middle and end of the story.

I've done an example on page 3.

Writing

My Garden

For writing this week, get your child to do a setting description—for your garden or favourite outdoor space. Spend some time in it before writing to get ideas for description.

Get them to think of lots of adjectives to describe their outdoor space, as well as activities that they like to do there.

Then write a passage about the garden/outdoor space, with quality sentences and spelling (capital letters and full stops).

My example is on page 4.

Talking and Listening

Scenario card—What does your child think about these scenarios? Get them to justify their opinions, and encourage them to ask and answer questions about it (larger copy on page 5).




Spelling Game

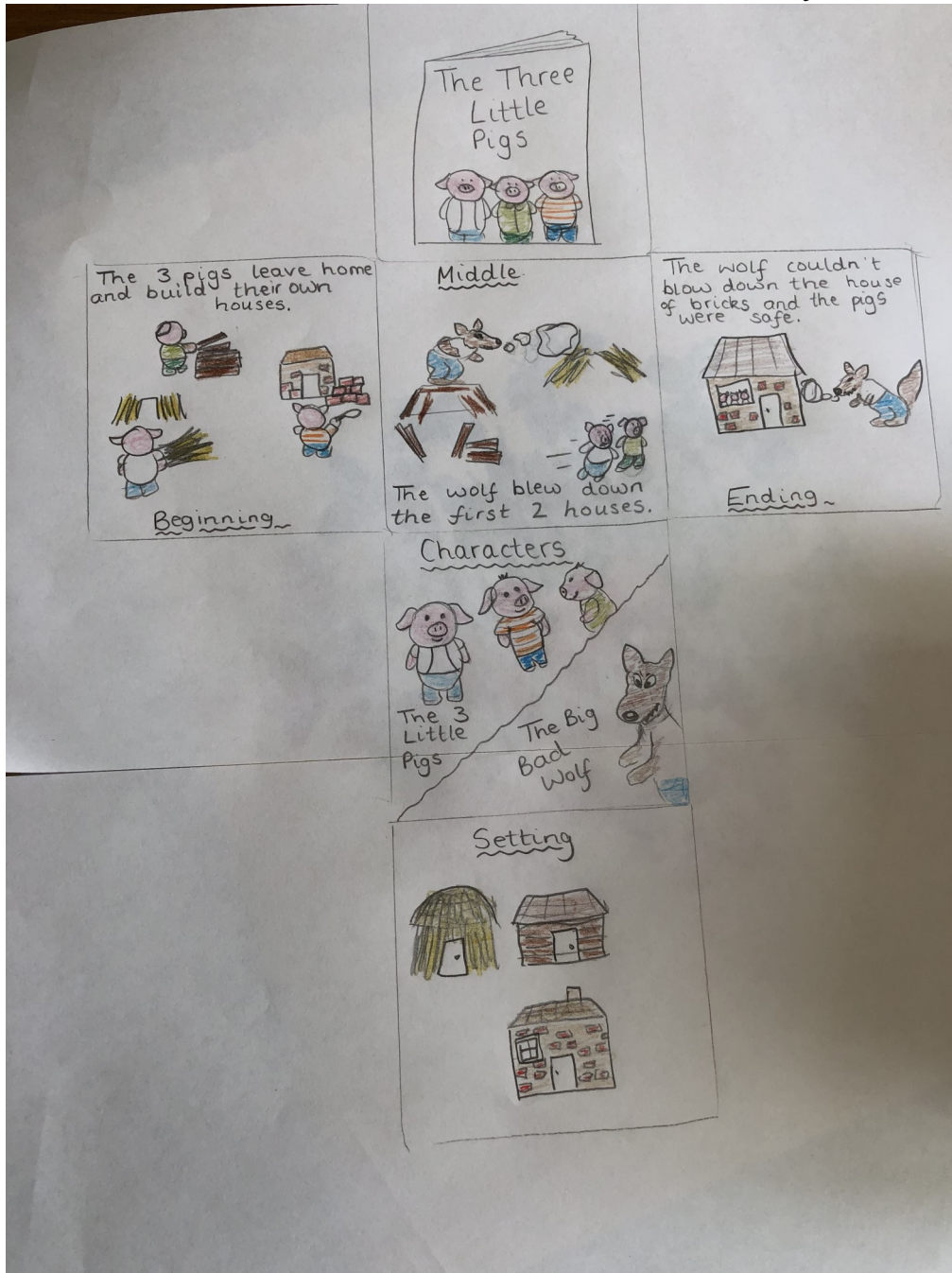
Cut out a couple of each letter of the alphabet (good chance to work on your child's letter formation if you get them to write them).

Game 1) How many of their words can they make using their letters in 1 minute?


Game 2) Race them—who can make the chosen word first?



Story Cube example



Have I remembered...

ABC  . quality sentences? ✓

openers? **There is...**
On...
Down...

connectives? **because** **and**
so

description /
wow words? **relaxing** **colourful**
big **spiky** **small**
blue **cosy** **peaceful** **little**

My Garden

My garden is a very relaxing place to sit. It has lots of plant pots and in them I have all sorts of colourful plants. Some are big and spiky, and some are small and have lots of flowers.

There is a blue bench seat in the corner of my garden. I love to sit here and read because it is peaceful and very cosy when the sun is out.

On my patio I have a little table and chairs so that I can eat outside when the weather is nice.

Down the other side of the garden I have a big planter with a fairy garden in it. There are solar lights that came on at night and twinkle.

I've checked my work and looked to see if I've used

capital letters/full stops

openers

connectives

and description.

Encourage your child to read over their work and check for these things.

Talking and Listening scenario

5



There's a new boy at school who walks with crutches.



I ask him his name and suggest that I carry his school bag.



We decide not to let him play in our team as he will be a nuisance.



I go past him, kicking one of his crutches so that he falls over.