

P2/3 Literacy Activities

Week beginning 27.4.2020

Spelling

Test last week's 10 words.

Got them all right? Choose another 10..

Couple of errors? Practise those again.

Different ways you could practise this week... write outside with chalk? See how many times your child can write their words in 1 minute?

Read Aloud

Choose a book from the home learning pack, or find a book your child can read fairly independently from home/EPIC.

Find a new place around the house/garden to read your book each day.

Reading Tasks

- Reading comprehension

I've put a short text, and some questions to go with it, on page 2. Get your child to read, and then use what they have read to answer the questions. Its not a memory test—they can go back and check the answers.

- Caption Mural

Get your child to create a caption mural for a story they have read (if they are reading a longer chapter book, then they can just choose 1 chapter or scene to do). Draw the background, add in characters, and then add bits of writing that tell us about the story—quotes from it, facts about the character and setting, etc. Look at my example of a caption mural for the Gruffalo on page 3.

(Can be fun to paint the background, glue on the characters and writing after... but a lot messier and takes longer).

Writing

My Monster

For writing this week, get your child to do a character description—for a monster. Extra points if you make a playdough/craft material monster first.

Get them to think of lots of adjectives to describe their monster—appearance, personality, likes and dislikes.

Then write a passage about the monster, with quality sentences and spelling (capital letters and full stops).

My example is on page 4.

Talking and Listening

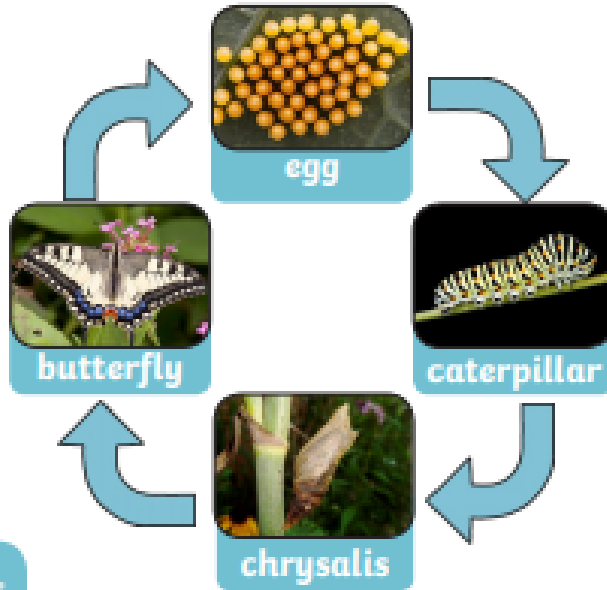
If you could be any animal, what would you be?

Take it in turns with your child presenting your choice. Encourage them to justify their answer—"I would be a ___ because___". Ask each other questions—"What would you eat?" "Where would you live?"

The Life Cycle of a Butterfly

From Egg to Caterpillar

- A butterfly lays her eggs on a leaf or the stem of a plant.
- Tiny caterpillars grow inside the eggs.
- When a caterpillar is ready, it eats its way out of the egg.



From Caterpillar to Chrysalis

- When the caterpillar is fully grown, it changes itself into a chrysalis.
- A chrysalis is the stage that happens to the insect after it is a caterpillar, but before it becomes a butterfly.
- The caterpillar changes into a butterfly inside the chrysalis.

From Chrysalis to Butterfly

- When the butterfly is ready, the chrysalis splits open and the butterfly crawls out.
- The butterfly needs to wait until its wings are dry before it can fly.
- The butterfly will find a mate and the life cycle will start again!

Fun Fact!

- Butterflies drink, rather than eat.
- They will drink nectar from flowers and sweet liquid from fruit.

After reading:

Are these statements true or false?

Butterflies eat food.	Caterpillars come from eggs.	Chrysalis is the stage before a caterpillar becomes a butterfly.
Butterflies can fly as soon as they come out of the chrysalis.	Butterflies lay eggs in nests.	The life cycle of a butterfly goes egg-caterpillar-chrysalis - butterfly

Answer these questions

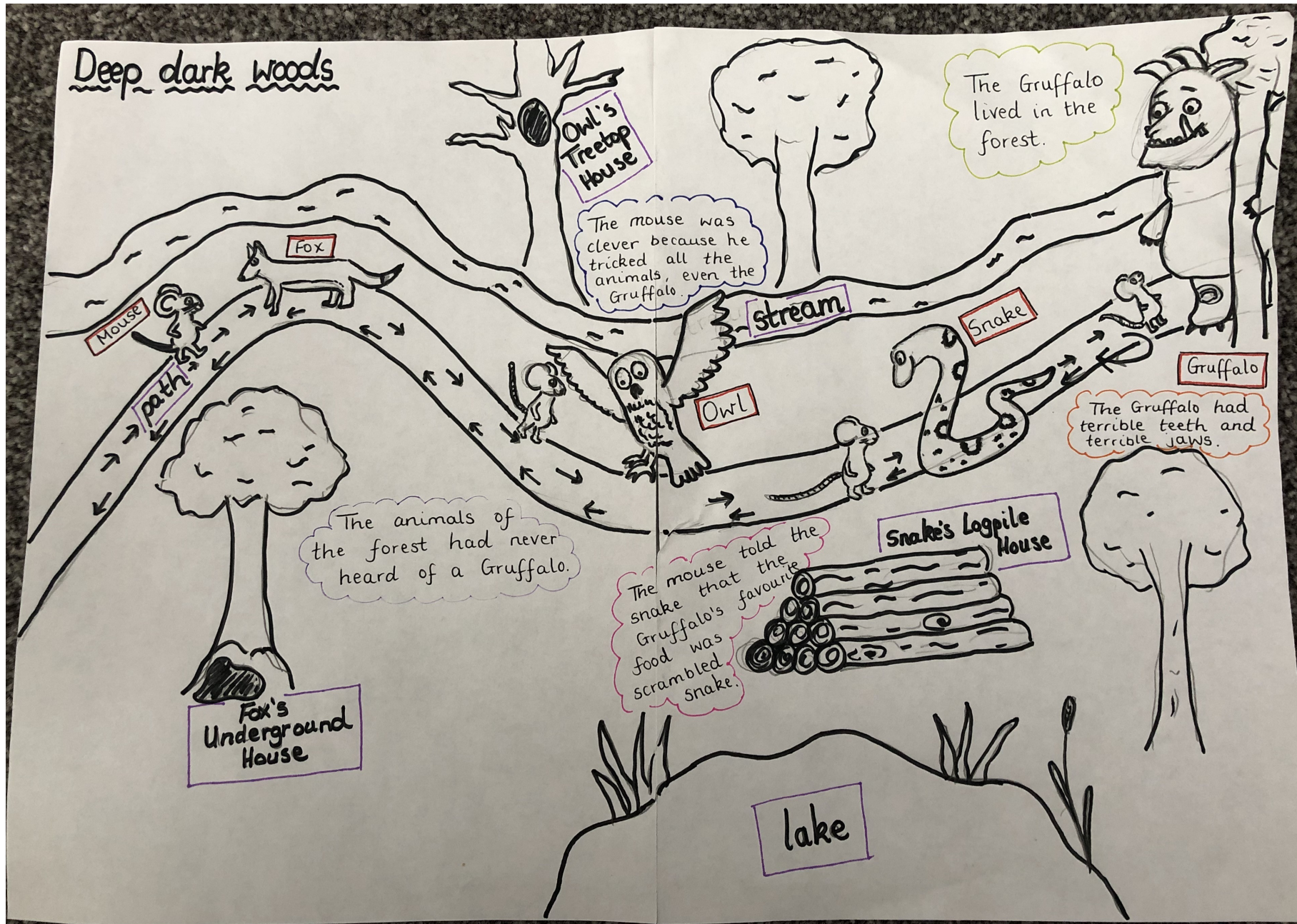
1. Where does a butterfly lay its eggs?

2. How does a caterpillar get out of its egg?

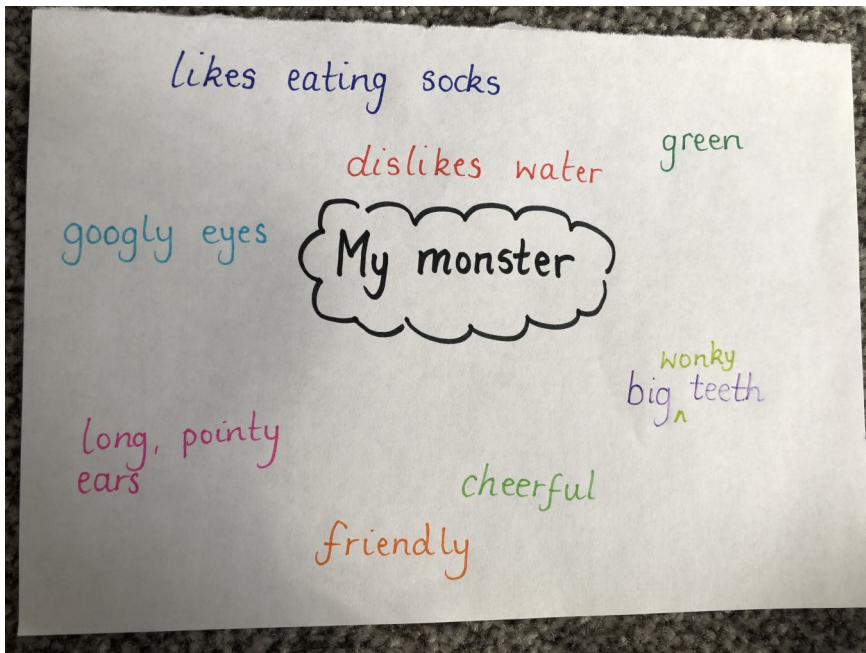
3. When the caterpillar is fully grown what does it do?

4. Name something a butterfly might drink.

The Gruffalo—caption mural



My monster plan



My writing

My Monster

My monster is called Keith. He is green and has long, pointy ears.

His teeth are big and wonky, and he has two googly eyes.

Keith is a monster but he is not scary, he is cheerful and friendly.

He loves eating socks so you have to keep him away from the laundry basket. Unfortunately he hates water because he doesn't like getting wet. This means he never goes for a bath. Smelly!

Have I remembered...
ABC A . quality ✓
sentences ?

common word spelling?

openers? Unfortunately

connectives? and so
but because

description/
wow words? green big
wonky googly
cheerful friendly
smelly

I've checked my work
and looked to see if I've
used

capital letters/full stops

openers

connectives

and description.

Encourage your child to
read over their work
and check for these
things.

Keith
the monster

