




Rainbow Room Home Learning

Suggested activities for when school is closed. Please know that we cannot expect you to do every activity – these are suggested activities as every home and child-care circumstance is different. We hope your child enjoys these activities, if you can't do them all just pick the ones you can. Let us know how you get on!

<p>Literacy Autumn is a great time to snuggle up with a blanket and a book! Here are some suggestions to offer to your child which can be found online.</p> <p>CLIFFORD'S FIRST AUTUMN Read Aloud ~ Bedtime Story Read Along Books ~ Kids Books Read Aloud - YouTube</p> <p>🍁 Leaf Man (Read Aloud books for children) Storytime Lois Ehlert Autumn Miss Jill - YouTube</p> <p>Goodbye Summer Hello Autumn Book Read Aloud Fall Books for Kids Children's Books Read Aloud - YouTube</p>	<p>Numeracy Look for any natural materials and order them by size? Eg conkers, acorns, leaves etc</p>  <p>Can you count out 5 leaves? 10 leaves? You could use the time at home to play board, dice or card games that use numbers or matching.</p>	<p>Sensory Make up some feely pots for your child, that represent different habitats. You could use soil, grass, water, pebbles, sticks. Just use any containers eg old yoghurt pots. If they are feeling brave ask them to close their eyes!</p> <p>Sensory Treasure Hunt – if it's too wet to go outside...in your home, can you ask your child to find something soft? Furry? Spiky? Hard? Squidgy?</p>
<p>STEM Choose an animal. Build a home for them. You could use empty cardboard boxes, sticks, leaves, small world toys or Lego-type bricks for example. Try and make the home as much like their natural habitat as you can, but you can use your imagination too!</p> 	<h2>Habitats and Autumn</h2> 	<p>Arts</p> <ol style="list-style-type: none">1. Leaf rubbings – use dry leaves under a piece of paper and chalk or pencil crayon on top.2. Leaf prints – paint one side of a leaf and press it onto paper.3. Use leaves or sticks to make a picture or pattern. Here are some ideas: Andy Goldsworthy-inspired Nature Art Art Project for Kids - YouTube

<p>Literacy Go for a nature walk. Talk about what you can see that means it is Autumn. For example, are the leaves different colours? Do you see any geese, which are Autumn visitors. Are there more puddles in Autumn? Enjoy splashing! Look at a tree closely. Can you see anything living in the tree? What about in the soil? If it is in the evening and starting to get dark, and if you have a torch, what can your child point out with the torch? Play Eye Spy, thinking about the initial sounds for each word.</p>	<p>Interoception As it is Autumn and it's getting cooler we can think about how we feel temperature. A fun activity that warms us up and helps with dressing skills is how many T shorts can we wear at once? Talk to your child about how it feels. You may need to limit the number your child wants to try!! Another idea is to make a warm drink eg warm milk, hot chocolate, warm diluting juice, or Bovril. Discuss how it feels going into their mouth and tummy.</p>	<p>Fine Motor Ideas</p> <ol style="list-style-type: none"> 1. Tear or cut up leaves to make a jigsaw and stick them back together on a piece of paper. 2. Thread leaves onto a piece of string to make bunting. 3. Make a hedgehog shape out of soil or clay and put small sticks in to make the spikes. (Or use play doh and cocktail stick.) 4. Open conker shells. Play conkers. 5. Wrap a windfall apple or small pumpkin with string or elasticbands.
---	---	--