


Magazine Drawings

Use your imagination to expand on an image cut out from a newspaper or magazine.



Meet me in the middle-symmetry self portraits



Leaf and Flower People




Summer Fun Camp - Nature Weaving Craft



STRAW BLOWN PAINTINGS




Pointillism Art with Q-tips and Watercolours



MAGAZINE ART



featured on Listotic.com




Get out those old magazines, and start cutting! Trim out as many facial features and accessories as you can (eyes, lips, noses, moustaches, ears, eyebrows, hats, earrings, etc.) and let the kids have a blast gluing them to pre-drawn heads. I'll bet you could even print a few out with a quick Google search to make it even easier.


How to Create A Simple Weaving for Kids with Fabric + A Cardboard Loom



Marbling with Oil and Food Colouring



Shadow Drawing



Giacometti art lesson :: sculpture project for kids



Creating art out of nature

