

Read Write Inc.

Phonics

Jam

Red Ditty Book 4

Story by Gill Munton
Illustrated by Tim Archbold
Series developed by Ruth Miskin



OXFORD



How to use this book

Follow the advice, in italics, given for you on each page. Support the children as they read the text that is on the cream background. Follow the detailed guidance in Read Write Inc. Phonics Handbook 1.

Glossary of terms

- Fred Talk:** Fred is a puppet who can only say words in sounds. He never adds 'uh' after a consonant sound, e.g. fuh, luh, muh.
- Grapheme:** One letter or one group of letters used to write one sound, e.g. the sound 'f' can be written with the grapheme f (fun) or ff (huff) or ph (photo) the sound 'c' can be written with the grapheme c (cat) or k (key) or ck (clock)
- Green Words:** Words made up of the graphemes listed in the sound boxes on page 2
- Story Green Words are particular to the story
 - Speedy Green Words are common words that children practise reading quickly
- Red Words:** Common words with a grapheme not listed in the sound boxes, e.g. said
- Challenge Words:** Topical words with low-frequency graphemes
- Syllables:** Chunks within long words
- Root:** The part of the word that gives the most meaning

OXFORD
UNIVERSITY PRESS

Great Clarendon Street, Oxford, OX2 6DP, United Kingdom

Oxford University Press is a department of the University of Oxford. It furthers the University's objective of excellence in research, scholarship, and education by publishing worldwide. Oxford is a registered trade mark of Oxford University Press in the UK and in certain other countries

© Oxford University Press 2011

First published 2011

This edition published 2016

The moral rights of the author have been asserted.

All rights reserved. No part of this publication may be reproduced, stored in a retrieval system, or transmitted, in any form or by any means, without the prior permission in writing of Oxford University Press, or as expressly permitted by law, by licence or under terms agreed with the appropriate reprographics rights organization. Enquiries concerning reproduction outside the scope of the above should be sent to the Rights Department, Oxford University Press, at the address above.

You must not circulate this work in any other form and you must impose this same condition on any acquirer

ISBN 978-0-19-837122-9

10 9 8 7 6 5 4 3 2

Printed and bound in China by Golden Cup Printing Co., Ltd.

Oxford
OWL

For school

Discover eBooks, inspirational resources, advice and support

For home

Helping your child's learning with free eBooks, essential tips and fun activities



www.oxfordowl.co.uk



Jam

Speed Sounds	2
Ditty 1 Jam	3
Ditty 2 Hug hug	7
Ditty 3 In the net	11
Questions to talk about	15
Speedy Green Words	16



Speed Sounds

Consonants *Ask children to say the sounds.*

f	l	m	n	r	s	v	z	sh	th	ng
						ve				nk

b	c	d	g	h	j	p	qu	t	w	x	y	ch
	k											

Vowels *Ask children to say the sounds in and out of order.*

a	e	i	o	u
---	---	---	---	---

*Each box contains one sound but sometimes more than one grapheme.
Focus graphemes for this story are circled.*

Ditty 1 Jam



Story Green Words

Ask children to read the words first in Fred Talk and then say the word.



got

dish

pot

jam

leg

chin

Ask children to read the root first and then the whole word with the suffix.

lot → lots

Red Words *Ask children to practise reading the words.*



I

of

my

Jam

Introduction

This is a story about a girl who likes playing with her food!



I got a dish and a pot of jam

plop

jam on **my** leg




plop

jam on **my** chin



lots of jam



Ditty 2 Hug hug



Story Green Words

Ask children to read the words first in Fred Talk and then say the word.



this is leg tum
chin ted

Red Words *Ask children to practise reading the word.*




my

Hug hug



Introduction

In this story we meet a boy and find out more about him.




this is **my** leg

this is **my** tum



this is **my** chin





this is **my** ted

Ditty 3 In the net



Story Green Words

Ask children to read the words first in Fred Talk and then say the word.

have

got

net

log

can

fat

fish

Red Words

Ask children to practise reading the words.

I

the

In the net



Introduction

Do you like fishing? The girl in this story likes fishing, but she keeps catching the wrong things!



I have got a big net

a log in **the** net



a can in **the** net



yes

a fat fish in **the** net





Questions to talk about

Read out each question and ask children to TYP (turn to your partner) and discuss.

Ditty 1

What two things does the girl get at the start of the story?

Where does the jam go first?

Have you ever been told off for being a messy eater?

Ditty 2

What is the first thing the boy points to?

Do you think the boy likes his teddy?

What is your favourite cuddly toy?

Ditty 3

What is the second thing the girl catches?


Why is the girl happy at the end of the story?

What sort of things do you like doing at home?

Speedy Green Words



Ask children to practise reading the words across the rows, down the columns and in and out of order clearly and quickly.




and	on	is	yes
a	big	in	and

Read Write Inc.

Phonics

Jam



Red Ditty Books

- 1 Pin it on
- 2 Got him
- 3 A cat in a pot
- 4 Jam
- 5 Pick it up
- 6 Wuff wuff
- 7 Let's sing
- 8 Let's swim
- 9 Cluck
- 10 In the mud

☆ Use the Red Ditty Books and Get Writing! Red Ditty Books after learning Speed Sounds Set 1.

OXFORD
UNIVERSITY PRESS

How to get in touch:

web www.oxfordprimary.co.uk
email primary.enquiries@oup.com
tel. +44 (0) 1536 452610
fax +44 (0) 1865 313472

ISBN 978-0-19-837122-9



9 780198 371229