

Remote Learning



RERC

PRIMARY 1

WEDNESDAY 17TH

FEBRUARY TO

FRIDAY 19TH FEBRUARY



P1 AND 2 HUB AND HOME LEARNING TASK MAT: RELIGIOUS AND MORAL EDUCATION

These are optional tasks. You can choose a story from the bible and complete the tasks you want. Use the PowerPoint or learning pack to access the videos. All task sheets can be drawn on a piece of paper and do not have to be printed.

	RETELL THE STORY	WRITE	DRAW	REFLECT	CRAFT
DANIEL	Comic Strip Create a cartoon for Daniel and the Lion's Den.	The King Draw a picture and write about why the King was so sad.	In the Den Draw a picture of Daniel in the lion's den.	The Lions Write at least one sentence about why the Lions' didn't eat/harm Daniel.	Animal Den Create your own animal den.
MOSES	Comic Strip Create a cartoon for the story of Moses.	The Slaves Draw a picture and write about how Moses felt about the slaves.	Moses Draw a picture of Moses and his followers.	The Burning bush Think about the people who can help you when you're scared.	Moses Basket Create your basket, like the one baby Moses was put in.
SAMSON AND DELILAH	Comic Strip Create a cartoon for the story of Samson and Delilah.	Delilah Draw a picture and write why Delilah wanted to know about Samson's strength.	Samson and Delilah Draw a picture of Delilah and Samson.	Samson Write a letter to Delilah from Samson explaining how he feels after she cut his hair?	Hidden Strength Create/find an object that you would hide your secret strength/power in.
DAVID AND GOLIATH	Comic Strip Create a cartoon for David and Goliath.	The Israeli Army Draw a picture and write about how the Israel soldiers facing Goliath.	David and Goliath Draw a picture of David and Goliath.	Bag of stones Create your own bag of stones.	The Shepherd Create your own field with sheep to protect.
CAIN AND ABEL	Comic Strip Create a cartoon for the story of Cain and Abel.	The Brothers Draw a picture of Cain and Abel. Write a sentence about what each brother was good at?	The offering Draw a picture of what the two brothers' offered God.	The Frist Crime Write a sentence about the crime Cain committed and reflect on how God would have felt.	Farming Create your flock of sheep/field with crops.
TWO SONS AND A FATHER	Comic Strip Create a cartoon for Two Sons and a Father.	The Father Draw a picture and write about how the father felt when the prodigal son left.	The Lost Son Draw a picture of the prodigal son.	Forgiveness Why is it important that we forgive?	Party Create your own party.
GOD MADE PEOPLE	Comic Strip Create a cartoon of how God made people.	Eve Draw a picture and write how and why God made Eve.	Eden Draw a picture of what you imagine the Garden of Eden to look like.	Special Job What was the job of Adam and Eve in the Garden of Eden?	I am special Create you, what makes you special?

DANIEL AND THE LION'S DEN



MOSES





“When I am
afraid I will
put my trust
in you.”

Psalm 56:3 ESV

www.ChristianPreschoolPrintables.com

SAMSON AND DELILAH



DAVID AND GOLIATH




David & Goliath

CAIN AND ABEL



TWO SONS AND A FATHER



FORGIVING HUG

Supplies List:

- Cardstock
- Crayons/markers
- Craft eyes
- Glue

Teacher Preparation:

Pre-cut pieces of cardstock measuring approximately 3 inches x 11 inches. Draw out and pre-cut the keyhole shape from the same piece of cardstock. Be sure the rectangular part of the keyhole shape measures about 3 inches in length and 4 inches in width.



Instructions:

Step 1. Give kids a piece of cardstock and instruct them to trace both of their hands and then cut out their hand shapes. Give them the pre-cut strip of cardstock and instruct them to color this anyway they like and then fold the strip lengthways into thirds. This will become the "arms" of their "forgiving friend."




Step 2. Give children the keyhole shape. On the rectangular part of the shape, instruct children to write "Forgiveness Helps Everyone." Kids can now glue this shape to the center of the cardstock strip and also glue the hands to each end of the strip.



Step 3. Give students craft eyes and crayons and instruct them to decorate the face of their "Forgiving Friend." If you have used sturdy cardstock the arms can bend for a forgiving hug.



GOD MADE PEOPLE



NAMES AND LINKS TO THE YOUTUBE VIDEOS:

Daniel in the Lion's Den:

<https://www.youtube.com/watch?v=ZV3eQ2PBqHE>

LYRICS (Daniel Song):

<https://www.youtube.com/watch?v=j0ROVaRYOTI>

God's Story: Moses:

<https://www.youtube.com/watch?v=0eEHT6dCKbI>

LYRICS (Moses Song):

https://www.youtube.com/watch?v=pB_zYT76Og8

Samson and Delilah:

<https://www.youtube.com/watch?v=WcTgzQAeuZo>

God's Story: David and Goliath (Full Version):

<https://www.youtube.com/watch?v=7zLAcUZkxHA&t=1s>

Only a Boy Named David | Bible Songs For Kids | Childrens Songs:

<https://www.youtube.com/watch?v=9PFW94CnN5M>

Cain and Abel | Book of Genesis | Animated Children's Bible Stories | Holy Tales Bible Stories:

<https://www.youtube.com/watch?v=FPMYeqRQEZM>

God's Story: Two Sons and a Father:

<https://www.youtube.com/watch?v=kfDfMZ6MTJs>

Beginners' Bible The Prodigal Son Song | NOW WITH LYRICS!!!:

<https://www.youtube.com/watch?v=9F5NkZacIzI>

God's Story: God Made People:

<https://www.youtube.com/watch?v=ZZPfCWV8IpE>

DAVID AND GOLIATH



David & Goliath