

Remote Learning

MATHS PACK

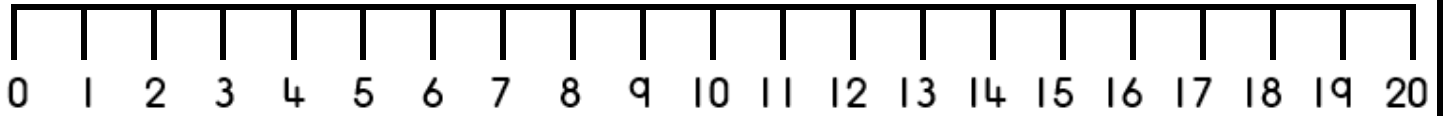
PRIMARY 1

MONDAY 1ST FEBRUARY

TO

FRIDAY 5TH FEBRUARY

0-20 Number Line



100 Square

1	2	3	4	5	6	7	8	9	10
11	12	13	14	15	16	17	18	19	20
21	22	23	24	25	26	27	28	29	30
31	32	33	34	35	36	37	38	39	40
41	42	43	44	45	46	47	48	49	50
51	52	53	54	55	56	57	58	59	60
61	62	63	64	65	66	67	68	69	70
71	72	73	74	75	76	77	78	79	80
81	82	83	84	85	86	87	88	89	90
91	92	93	94	95	96	97	98	99	100

MONDAY

Number Formation

Practise writing all numbers 1-10, then choose one number that you need to practise and keep practising on the lines.

Mental Maths

Speed Counting- Count from 0-20, you can point to the numbers as you say them. How quickly can you count? Can you go over 20 for a challenge?

Lesson

Addition - Words and Sums

Discuss the words you can use instead of add and equals.

Choose a method (objects, pictures, fingers, counting on) to solve the sums, read the number sentence you make.

Number Formation

The rhymes are on the other page to help you.

0

Circle left and round you go, come back home it's number zero!

1

Start at the top and down you run, one straight line it's number one!

2

Make half a heart, give it a shoe, top to bottom it's number two!

3

Half round, half round a tree, curve it, curve it, it's number three!

4

Down and over and down some more, all straight lines, it's number four!

5

Down and around with a hat on top, every time it's number five!

6

Make a curve then loop it quick, got the scoop it's number six!

7

Across the sky then down from heaven, high to low it's number seven!

8

Make an S and do not wait, curve back up it's number eight!

9


Make a hoop then drop a line, after eight it's number nine!

10

Start at the top and down to the end, circle round left, it's number ten!

Number Formation

Watch the video, can write the numbers in the air? Say our rhymes to help you as you write the number.



Choose one number to practise on your own. Remember to start at the top!



ADDITION – WORDS AND SUMS

Watch the video of the lesson, what words can you use for add and equals?

This sheet is looking at numbers 0-10.

Match- Draw lines to link the words to the symbols. Circle the words that do not match either.

balance

plus



money

add

subtract

makes

equals



Sums- Solve the sums below. Remember you can use any method that works for you. Read the number sentence.

$4 + 3 = \underline{\quad}$

$2 + 3 = \underline{\quad}$

$3 + 6 = \underline{\quad}$

$4 + 6 = \underline{\quad}$

$7 + 2 = \underline{\quad}$

$9 + 1 = \underline{\quad}$

$5 + 1 = \underline{\quad}$

$5 + 5 = \underline{\quad}$

ADDITION – WORDS AND SUMS

Watch the video of the lesson, what words can you use for add and equals?

This sheet is looking at numbers 0-20.

Match- Draw lines to link the words to the symbols. Circle the words that do not match either.

balance

plus



money

add

subtract

makes

equals



Sums- Solve the sums below. Remember you can use any method that works for you. Read the number sentence.

$8 + 2 = \underline{\quad}$

$12 + 5 = \underline{\quad}$

$3 + 7 = \underline{\quad}$

$14 + 6 = \underline{\quad}$

$8 + 5 = \underline{\quad}$

$13 + 5 = \underline{\quad}$

$6 + 6 = \underline{\quad}$

$12 + 8 = \underline{\quad}$

TUESDAY

Number Formation

Practise writing all numbers 1-10, then choose one number that you need to practise and keep practising on the lines.

Mental Maths

Find the Number- Spread your number cards around the table. Ask somebody to tell you a number between 0 and 20, can you find the card? Can you put the cards in order?

Lesson

Addition - Number Sentences

Look at the pictures, can you make number sentences to go with the pictures. Choose a method to solve the sum you have made. Read the number sentence you have written.

Number Formation

The rhymes are on the other page to help you.

0

Circle left and round you go, come back home it's number zero!

1

Start at the top and down you run, one straight line it's number one!

2

Make half a heart, give it a shoe, top to bottom it's number two!

3

Half round, half round a tree, curve it, curve it, it's number three!

4

Down and over and down some more, all straight lines, it's number four!

5

Down and around with a hat on top, every time it's number five!

6

Make a curve then loop it quick, got the scoop it's number six!

7

Across the sky then down from heaven, high to low it's number seven!

8

Make an S and do not wait, curve back up it's number eight!

9



Make a hoop then drop a line, after eight it's number nine!

10

Start at the top and down to the end, circle round left, it's number ten!

Number Formation

Watch the video, can write the numbers in the air? Say our rhymes to help you as you write the number.



Choose one number to practise on your own. Remember to start at the top!





NUMBER SENTENCES

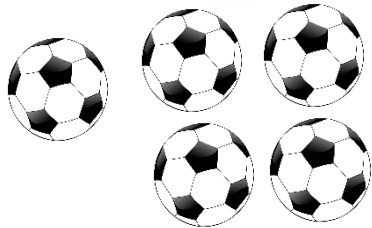

Watch the video of the lesson, can you write number sentences to go with the pictures?



Choose one worksheet to complete.

This sheet is looking at numbers 0-10.











NUMBER SENTENCES

Watch the video of the lesson, can you write number sentences to go with the pictures?


Choose one worksheet to complete.

This sheet is looking at numbers 0-20.









WEDNESDAY

Number Formation

Practise writing all numbers 1-10, then choose one number that you need to practise and keep practising on the lines.

Mental Maths

How many dots- Quickly look at a card, do you know how many dots there were? For a challenge use the random dot patterns. Match the dots to your number cards.

Lesson

Addition - Number Mats

At the top is a sum in words, read it and then fill in the boxes.

Number Sentence- write the sum,

Make- Use materials to show the sum,

Draw- show it,

Number Line- draw the jumps,

Tens Frame- use 2 different colours to show the sum.

Number Formation

The rhymes are on the other page to help you.

0

Circle left and round you go, come back home it's number zero!

1

Start at the top and down you run, one straight line it's number one!

2

Make half a heart, give it a shoe, top to bottom it's number two!

3

Half round, half round a tree, curve it, curve it, it's number three!

4

Down and over and down some more, all straight lines, it's number four!

5

Down and around with a hat on top, every time it's number five!

6

Make a curve then loop it quick, got the scoop it's number six!

7

Across the sky then down from heaven, high to low it's number seven!

8

Make an S and do not wait, curve back up it's number eight!

9


Make a hoop then drop a line, after eight it's number nine!

10

Start at the top and down to the end, circle round left, it's number ten!

Number Formation

Watch the video, can write the numbers in the air? Say our rhymes to help you as you write the number.



Choose one number to practise on your own. Remember to start at the top!



NUMBER MATS

This sheet is looking at numbers 0-10.

Words

six plus
three

Number Sentence

Make

Draw

Number Line



Tens Frame

NUMBER MATS

This sheet is looking at numbers 0-10.

Words

two add five

Number Sentence

Make

Draw

Number Line



Tens Frame

NUMBER MATS

This sheet is looking at numbers 0-10.

Words

nine add one

Number Sentence

Make

Draw

Number Line



Tens Frame

NUMBER MATS

This sheet is looking at numbers 0-20.

Words

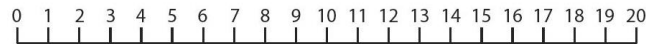
five plus five

Number Sentence

Make

Draw

Number Line



Tens Frame

NUMBER MATS

This sheet is looking at numbers 0-20.

Words

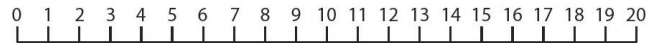
eleven add
seven

Number Sentence

Make

Draw

Number Line



Tens Frame

NUMBER MATS

This sheet is looking at numbers 0-20.

Words

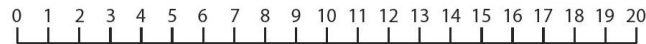
sixteen plus
four

Number Sentence

Make

Draw

Number Line



Tens Frame

THURSDAY

Number Formation

Practise writing all numbers 1-10, then choose one number that you need to practise and keep practising on the lines.

Mental Maths

Speed Counting- Count from 0-20, you can point to the numbers as you say them. How quickly can you count? Can you go over 20 for a challenge?

Lesson

Addition - Number Stories

Read the number story, circle the numbers and create the number sentence.

Choose a method (objects, pictures, fingers, counting on) to solve the sums, read the number sentence you make.

Number Formation

The rhymes are on the other page to help you.

0

Circle left and round you go, come back home it's number zero!

1

Start at the top and down you run, one straight line it's number one!

2

Make half a heart, give it a shoe, top to bottom it's number two!

3

Half round, half round a tree, curve it, curve it, it's number three!

4

Down and over and down some more, all straight lines, it's number four!

5

Down and around with a hat on top, every time it's number five!

6

Make a curve then loop it quick, got the scoop it's number six!

7

Across the sky then down from heaven, high to low it's number seven!

8

Make an S and do not wait, curve back up it's number eight!

9


Make a hoop then drop a line, after eight it's number nine!

10

Start at the top and down to the end, circle round left, it's number ten!

Number Formation

Watch the video, can write the numbers in the air? Say our rhymes to help you as you write the number.



Choose one number to practise on your own. Remember to start at the top!



ADDITION NUMBER STORIES

Read the sentences and circle the numbers to help you make the number sentence to solve.

Choose one worksheet to complete.

This sheet is looking at numbers 0-10.

Sam has 3 cars and Ben has 2 cars, how many do they have together?

Bill has 2 dogs and Will has 5 dogs, how many do they have together?

Meg has 1 doll and Liz has 8 dolls, how many do they have together?

Ed has 5 mugs and Jack has 4 mugs, how many do they have in total?

Peg has 7 bags and Jen has 3 bags, how many do they have in total?

ADDITION NUMBER STORIES

Read the sentences and circle the numbers to help you make the number sentence to solve.

Choose one worksheet to complete.

This sheet is looking at numbers 0-20.

Sam has 3 cars and Ben has 7 cars, how many do they have together?

Bill has 12 dogs and Will has 5 dogs, how many do they have together?

Meg has 11 doll and Liz has 5 dolls, how many do they have together?

Ed has 15 mugs and Jack has 4 mugs, how many do they have in total?

Peg has 12 bags and Jen has 8 bags, how many do they have in total?

FRIDAY

Number Formation

Practise writing all numbers 1-10, then choose one number that you need to practise and keep practising on the lines.

Mental Maths

Find the Number- Spread your number cards around the table. Ask somebody to tell you a number between 0 and 20, can you find the card?
Can you put the cards in order?

Lesson

Shape- Rectangle

Draw the rectangle- make sure you have 2 long and 2 short sides.

Describe- a rectangle has 4 corners and 4 sides, what other words would you use to describe it?
Colour in all of the rectangles, then go on a hunt around your house, what rectangle things can you find?

Number Formation

The rhymes are on the other page to help you.

0

Circle left and round you go, come back home it's number zero!

1

Start at the top and down you run, one straight line it's number one!

2

Make half a heart, give it a shoe, top to bottom it's number two!

3

Half round, half round a tree, curve it, curve it, it's number three!

4

Down and over and down some more, all straight lines, it's number four!

5

Down and around with a hat on top, every time it's number five!

6

Make a curve then loop it quick, got the scoop it's number six!

7

Across the sky then down from heaven, high to low it's number seven!

8

Make an S and do not wait, curve back up it's number eight!

9


Make a hoop then drop a line, after eight it's number nine!

10

Start at the top and down to the end, circle round left, it's number ten!

Number Formation

Watch the video, can write the numbers in the air? Say our rhymes to help you as you write the number.




Choose one number to practise on your own. Remember to start at the top!




SHAPE - Rectangle

Watch the video of the lesson, can you draw, describe and find a rectangle?

Draw- practise drawing a rectangle and then try by yourself.



Describe- Complete the information about rectangles. Talk to an adult, what words would you use to describe the rectangle?



Shape name: _____

Number of sides: _____

Number of corners: _____

Find- Colour in all the rectangles below.

