

# Remote Learning

## MATHS PACK

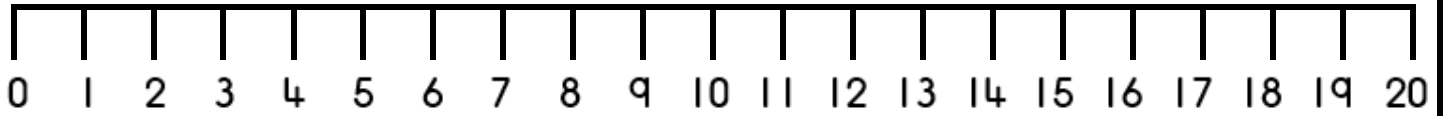
## PRIMARY 1

MONDAY 25<sup>TH</sup> JANUARY

TO

FRIDAY 29<sup>TH</sup> JANUARY

# 0-20 Number Line



# 100 Square


1	2	3	4	5	6	7	8	9	10
11	12	13	14	15	16	17	18	19	20
21	22	23	24	25	26	27	28	29	30
31	32	33	34	35	36	37	38	39	40
41	42	43	44	45	46	47	48	49	50
51	52	53	54	55	56	57	58	59	60
61	62	63	64	65	66	67	68	69	70
71	72	73	74	75	76	77	78	79	80
81	82	83	84	85	86	87	88	89	90
91	92	93	94	95	96	97	98	99	100

MONDAY

# Number Formation

Watch the video, can write the number in the air? Say our rhyme to help you as you write the number.

**Across the sky then down from heaven, high to low it's number seven!**



Now have a go on your own. Remember to start at the top!

---

---

# SYMBOL - Equals

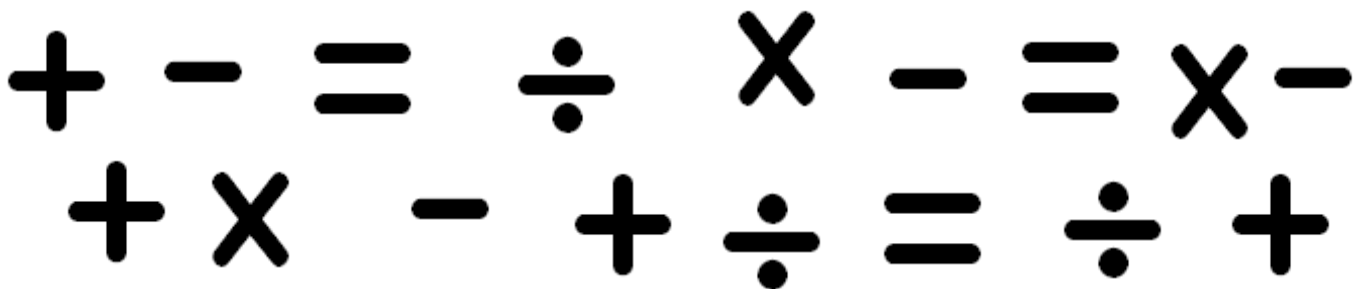
Watch the video of the lesson, can you draw, find and use the equals sign?

**Draw-** practise drawing an equals and then try by yourself.



**Find-** Put a circle around all of the equals signs below.

*Remember the add sign is 2 straight lines.*



**Use-** Draw the equals sign into the number sentences below and read it.

$$4 + 1 \quad \underline{\quad} \quad 5 \qquad 6 + 1 \quad \underline{\quad} \quad 7$$



$$7 + 3 \quad \underline{\quad} \quad 10 \qquad 5 + 5 \quad \underline{\quad} \quad 10$$

TUESDAY

# Number Formation

Watch the video, can write the number in the air? Say our rhyme to help you as you write the number.

**Make an S and do not wait, curve back up it's number eight!**



Now have a go on your own. Remember to start at the top!

---

---

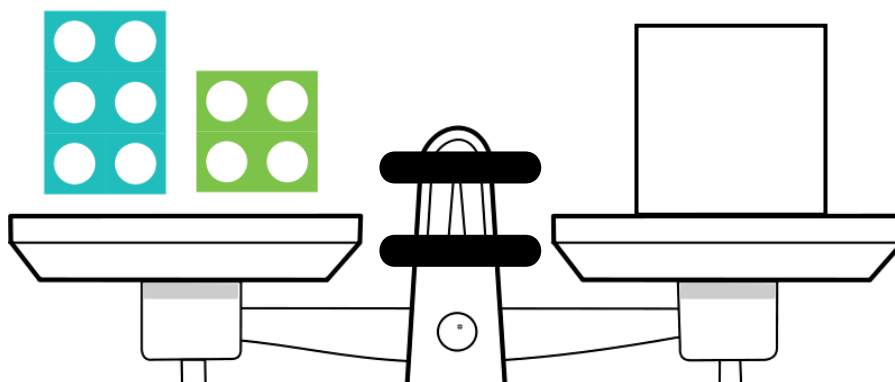
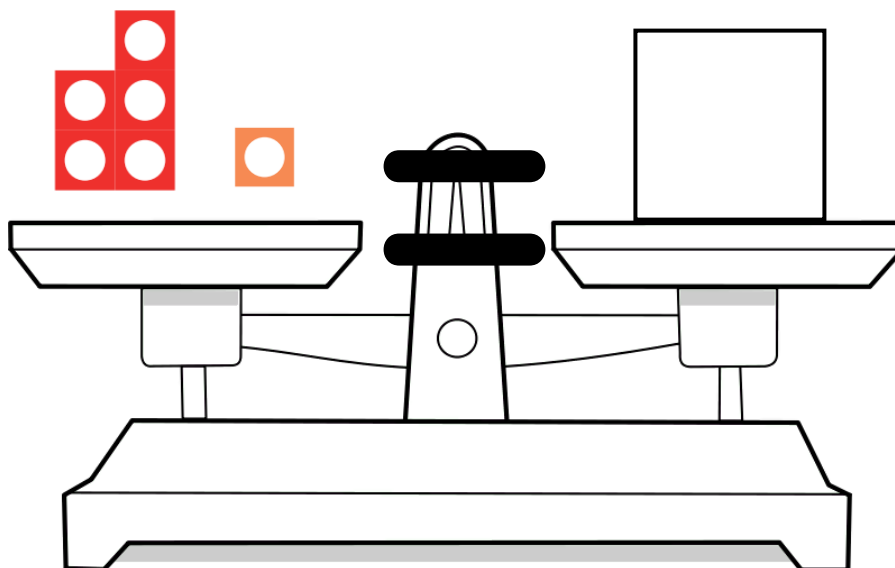
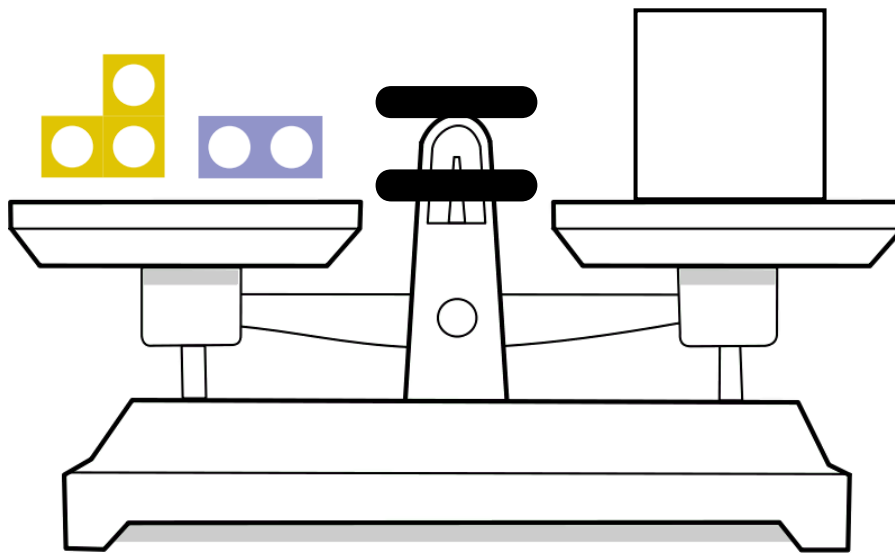
---

# EQUALS MEANS BALANCE

Watch the video of the lesson, what number would balance the scales?

Choose one worksheet to complete.

This sheet is looking at numbers 0-10.



										
0	1	2	3	4	5	6	7	8	9	10


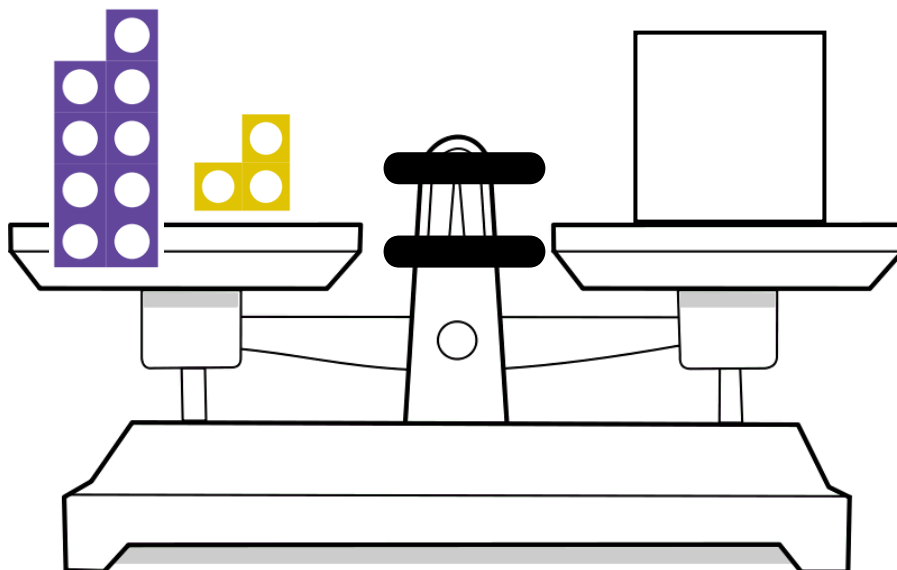
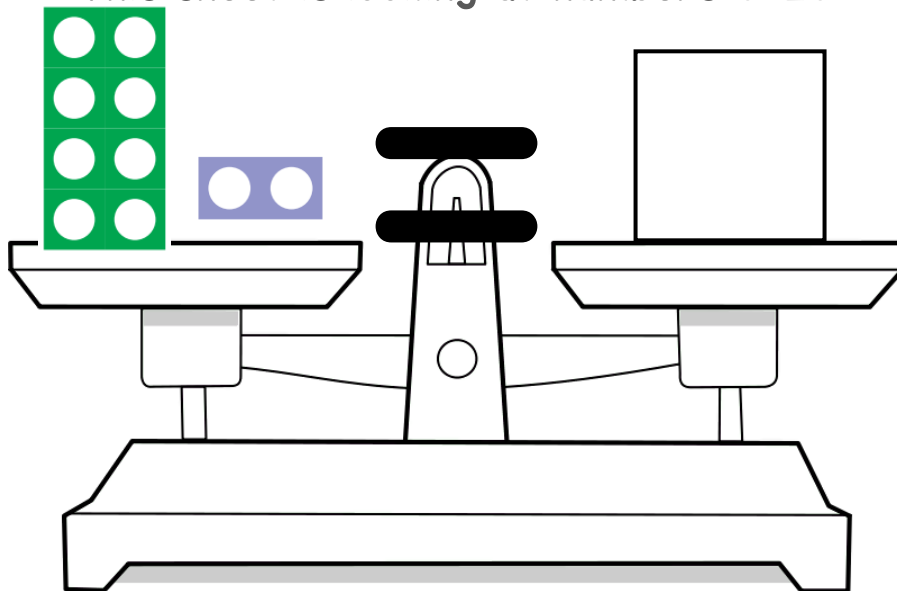


# EQUALS MEANS BALANCE

Watch the video of the lesson, what number would balance the scales?

Choose one worksheet to complete.

This sheet is looking at numbers 0-20.





										
0	1	2	3	4	5	6	7	8	9	10

WEDNESDAY

# Number Formation

Watch the video, can write the number in the air? Say our rhyme to help you as you write the number.

**Make an S and do not wait, curve back up it's number eight!**



Now have a go on your own. Remember to start at the top!

---

---




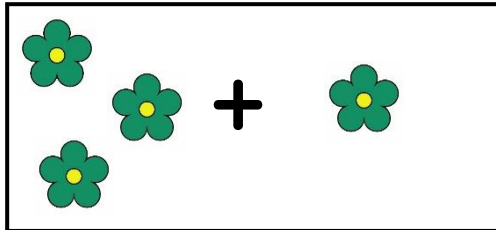
---

# EQUALS WITH PICTURES


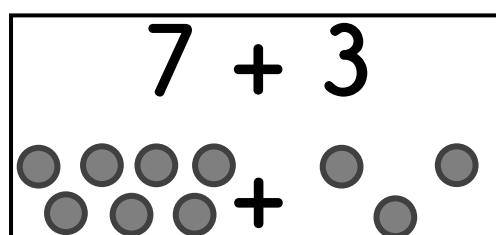
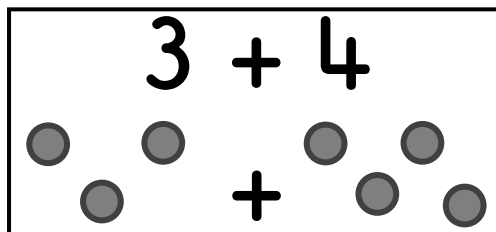
Watch the video of the lesson, can you draw the correct number of pictures to balance the scale, how many did you draw?

Choose one worksheet to complete.

This sheet is looking at numbers 0-10.



Draw dots to help find you balance the number sentences. The first part has been done for you.





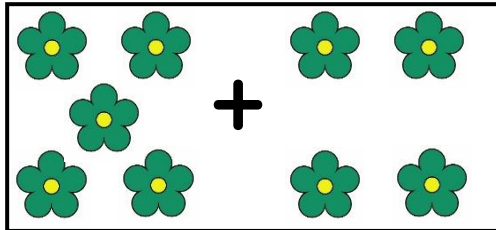


# EQUALS WITH PICTURES

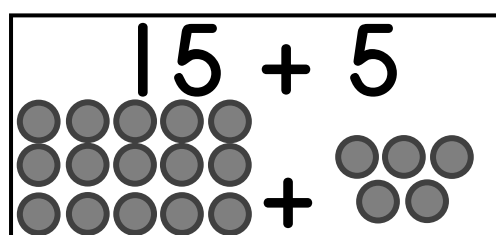
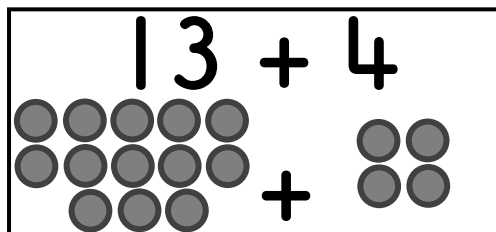
Watch the video of the lesson, can you draw the correct number of pictures to balance the scale, how many did you draw?

Choose one worksheet to complete.

This sheet is looking at numbers 0-20.



Draw dots to help find you balance the number sentences. The first part has been done for you.




THURSDAY

# Number Formation

Watch the video, can write the number in the air? Say our rhyme to help you as you write the number.

**Make a hoop then drop a line, after eight it's number nine!**



Now have a go on your own. Remember to start at the top!

---

---

---

# EQUALS WITH NUMBERS

Watch the video of the lesson, can you find the total and complete the number sentences?

Choose one worksheet to complete.

This sheet is looking at numbers 0-10.

$4 + 2 = \underline{\quad}$

$9 + 1 \quad \underline{\quad} \quad \underline{\quad}$

$3 + 3 = \underline{\quad}$

$8 + 1 \quad \underline{\quad} \quad \underline{\quad}$

$5 + 1 = \underline{\quad}$

$7 + 2 \quad \underline{\quad} \quad \underline{\quad}$

$1 + 2 = \underline{\quad}$

$6 + 4 \quad \underline{\quad} \quad \underline{\quad}$



# EQUALS WITH NUMBERS

Watch the video of the lesson, can you find the total and complete the number sentences?

Choose one worksheet to complete.

This sheet is looking at numbers 0-20.

$6 + 4 = \underline{\quad}$

$9 + 5 \underline{\quad} \underline{\quad}$

$5 + 5 = \underline{\quad}$

$16 + 2 \underline{\quad} \underline{\quad}$

$7 + 1 = \underline{\quad}$

$17 + 3 \underline{\quad} \underline{\quad}$

$8 + 3 = \underline{\quad}$



$12 + 5 \underline{\quad} \underline{\quad}$

FRIDAY

# Number Formation

Watch the video, can write the number in the air? Say our rhyme to help you as you write the number.

**Start at the top and down to the end, circle round left, it's number ten!**



Now have a go on your own. Remember to start at the top!

---

---

---


# SHAPE - Triangle

Watch the video of the lesson, can you draw, describe and find a triangle?

**Draw-** practise drawing a triangle and then try by yourself.



**Describe-** Complete the information about triangles. Talk to an adult, what words would you use to describe the triangle?



Shape name: \_\_\_\_\_

Number of sides: \_\_\_\_\_

Number of corners: \_\_\_\_\_

**Find-** Colour in all the triangles below.

