

Remote Learning

MATHS PACK

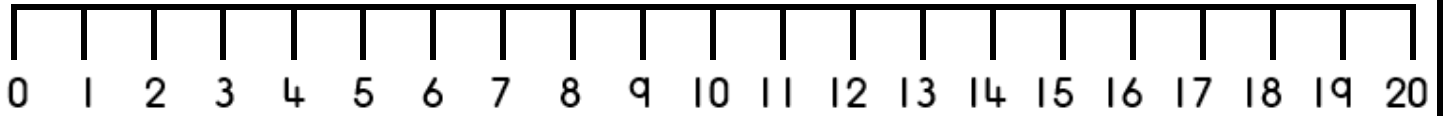
PRIMARY 1

MONDAY 18TH JANUARY

TO

FRIDAY 22ND JANUARY

0-20 Number Line



100 Square

1	2	3	4	5	6	7	8	9	10
11	12	13	14	15	16	17	18	19	20
21	22	23	24	25	26	27	28	29	30
31	32	33	34	35	36	37	38	39	40
41	42	43	44	45	46	47	48	49	50
51	52	53	54	55	56	57	58	59	60
61	62	63	64	65	66	67	68	69	70
71	72	73	74	75	76	77	78	79	80
81	82	83	84	85	86	87	88	89	90
91	92	93	94	95	96	97	98	99	100

MONDAY

Number Formation

Watch the video, can write the number in the air? Say our rhyme to help you as you write the number.

Down and over and down some more, all straight lines, it's number four!



Now have a go on your own. Remember to start at the top!

SYMBOL - Add

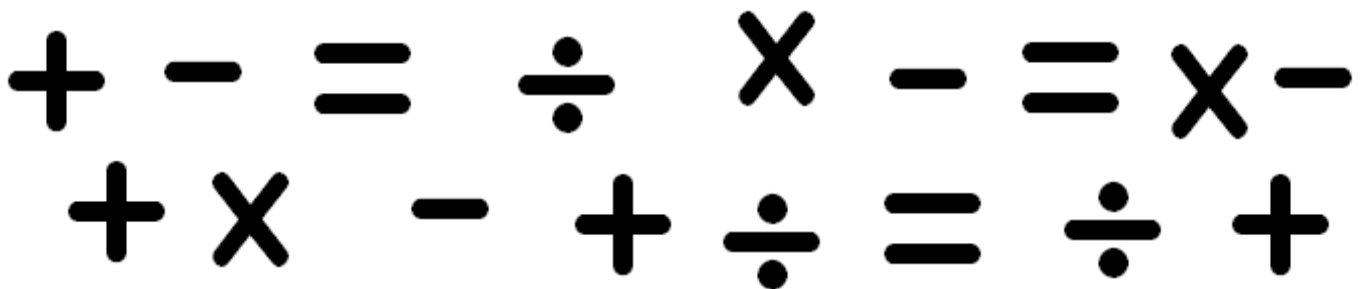
Watch the video of the lesson, can you draw, find and use the add sign?

Draw- practise drawing an add and then try by yourself.



Find- Put a circle around all of the add signs below.

Remember the add sign is straight + not like the letter x.



Use- Draw the add sign into the number sentences below and read it.

2 ___ 1 is 3

3 ___ 2 is 5

4 ___ 1 is 5


9 ___ 1 is 10

TUESDAY

Number Formation

Watch the video, can write the number in the air? Say our rhyme to help you as you write the number.

Down and around with a hat on top, every time it's number five!



Now have a go on your own. Remember to start at the top!

ADDITION WITH MATERIALS

Watch the video of the lesson, do you know what the total is?

Choose one worksheet to complete.

This sheet is looking at numbers 0-10.

You will need 10 objects from around your home to help you.

$2 + 1$	
---------	--

$5 + 3$	
---------	--

$4 + 2$	
---------	--

$8 + 1$	
---------	--

$7 + 3$	
---------	--

ADDITION WITH MATERIALS

Watch the video of the lesson, do you know what the total is?

Choose one worksheet to complete.

This sheet is looking at numbers 0-20.

You will need 20 objects from around your home to help you.

$3 + 2$	
---------	--

$6 + 4$	
---------	--

$13 + 2$	
----------	--

$12 + 4$	
----------	--



$18 + 2$	
----------	--

WEDNESDAY

Number Formation

Watch the video, can write the number in the air? Say our rhyme to help you as you write the number.

Down and around with a hat on top, every time it's number five!




Now have a go on your own. Remember to start at the top!


ADDITION WITH PICTURES


Watch the video of the lesson, do you know what the total is?

Choose one worksheet to complete.


This sheet is looking at numbers 0-10.

$2 + 1$ 	
---	--

$5 + 3$ 	
--	--

$4 + 2$ 	
---	--

Draw dots to help find you the total. The first part has been done for you.

$8 + 1$ 	
---	--



$7 + 3$ $+$	
----------------	--



ADDITION WITH PICTURES



Watch the video of the lesson, do you know what the total is?

Choose one worksheet to complete.



This sheet is looking at numbers 0-20.

 $5 + 1$ 	
--	--

 $7 + 3$ 	
--	--

 $11 + 2$ 	
---	--

Draw dots to help find you the total. The first part has been done for you.

 $13 + 1$ 	
---	--


$16 + 4$ $+$	
-----------------	--

THURSDAY

Number Formation

Watch the video, can write the number in the air? Say our rhyme to help you as you write the number.

Make a curve then loop it quick, got the scoop it's number six!



Now have a go on your own. Remember to start at the top!

ADDITION WITH COUNTING ON

Watch the video of the lesson, do you know what the total is?

Choose one worksheet to complete.

This sheet is looking at numbers 0-10.

$$2 + 2$$

1	2	3	4	5	6	7	8	9	10
---	---	---	---	---	---	---	---	---	----

$$1 + 3$$

1	2	3	4	5	6	7	8	9	10
---	---	---	---	---	---	---	---	---	----

$$5 + 4$$

1	2	3	4	5	6	7	8	9	10
---	---	---	---	---	---	---	---	---	----

$$7 + 2$$

1	2	3	4	5	6	7	8	9	10
---	---	---	---	---	---	---	---	---	----

$$5 + 5$$

1	2	3	4	5	6	7	8	9	10
---	---	---	---	---	---	---	---	---	----

ADDITION WITH COUNTING ON

Watch the video of the lesson, do you know what the total is?

Choose one worksheet to complete.

This sheet is looking at numbers 0-20.

$$3 + 2$$

1	2	3	4	5	6	7	8	9	10
11	12	13	14	15	16	17	18	19	20

$$3 + 3$$

1	2	3	4	5	6	7	8	9	10
11	12	13	14	15	16	17	18	19	20

$$6 + 5$$

1	2	3	4	5	6	7	8	9	10
11	12	13	14	15	16	17	18	19	20

$$12 + 5$$

1	2	3	4	5	6	7	8	9	10
11	12	13	14	15	16	17	18	19	20

$$14 + 6$$


1	2	3	4	5	6	7	8	9	10
11	12	13	14	15	16	17	18	19	20

FRIDAY

Number Formation

Watch the video, can write the number in the air? Say our rhyme to help you as you write the number.

Make a curve then loop it quick, got the scoop it's number six!



Now have a go on your own. Remember to start at the top!


SHAPE - Square

Watch the video of the lesson, can you draw, describe and find a square?

Draw- practise drawing a square and then try by yourself.



Describe- Complete the information about squares. Talk to an adult, what words would you use to describe the square?



Shape name: _____

Number of sides: _____

Number of corners: _____

Find- Colour in all the squares below.

