

P1 remote learning pack

Literacy

Week beginning 18/1/20

The speed sounds sheet at the start of the booklet is to be used *every day*.

Monday


1. Practise the sounds on your speed sounds sheet.
2. 2. Read the green and red words.
3. 3, Read the sentences on the ditty worksheet.
4. Complete the activity.

Speed Sounds Set 1

| | | | | |
|--|---|---|---|---|
| m  | a  | s  | d  | t  |
| i  | n  | p  | g  | o  |
| c  | k  | u  | b  | f  |
| e  | l  | h  | sh  | r  |
| j  | v  | y  | w  | th  |
| z  | ch  | qu  | x  | ng nk |

Green and red words for Ditty I: pop

Red words



Green words

Ditty Photocopy Masters Green Words

not
• • •

Ditty Photocopy Masters Green Words

sip
• • •

Ditty Photocopy Masters Green Words

pop
• • •

Ditty Photocopy Masters Green Words

dad
• • •

Ditty Photocopy Masters Green Words

did
• • •

Ditty Photocopy Masters Green Words

dog
• • •

got
• • •

Ditty 1: pop

Speed Sounds - read the sounds (not the letter name)

a g t p n s d o i

Green Words - read these words by blending the sounds together

not got sip pop dad did dog

Red Words - read these words but tell your child the word if they get stuck

I the

I got pop

dad got a sip

the dog did not



Remember not to read the Ditty to your child first.

As your child reads the Ditty, be patient and give your child plenty of praise.

Sentence unscramble!

The words below make up the sentences on the ditty worksheet. Use the worksheet to help you unscramble these sentences! Cut out the words or re-write the sentences.

1. pop I got

2. a got sip dad

3. dog not the did




Tuesday

1. Practise the sounds on your speed sounds sheet.
2. Read the green and red words.
3. Read the sentences on the ditty worksheet.
4. Complete the activity.

Green and red words for Ditty 2: tag

Red words



Green words

Ditty Photocopy Masters Green Words

is
• •

.....
Ditty Photocopy Masters Green Words

dad
• • •

Ditty Photocopy Masters Green Words

it
• •

Ditty Photocopy Masters Green Words

am
• •

Ditty Photocopy Masters Green Words

tag
• • •

nan
• • •

Ditty 2: tag

Speed Sounds - read the sounds (not the letter name)

t a s d g n m i

Green Words - read these words by blending the sounds together

is dad it nan am tag

Red Words - read these words but tell your child the word if they get stuck

I

tag

dad is it

tag

nan is it

tag

I am it



Remember not to read the Ditty to your child first.
As your child reads the Ditty, be patient and give your child plenty of praise.

Sentence unscramble!

The words below make up the sentences on the ditty worksheet. Use the worksheet to help you unscramble these sentences! Cut out the words or re-write the sentences.

1. it dad is

2. it is nan

3. am it I

Extra task: Draw a picture of you playing tag with some friends!

Wednesday

1. Practise the sounds on your speed sounds sheet.
2. Complete the read and draw activity.

Phonics Read and Draw

I can see a box.

The box is red.

The cat is
in the box.

The dog is
in the box.

The box is
on the bed.

I can see a bat.

The bat is
on the twig.

I can see a cat.

The cat is
on the bed.

Thursday

1. Practise the sounds on your speed sounds sheet.
2. Read the green and red words.
3. Read the sentences on the ditty worksheet.
4. Complete the activity.

Green and red words for ditty 3: a man
and a dog

Red words

the

Green words

Ditty Photocopy Masters Green Words

tin
• • •

Ditty Photocopy Masters Green Words

man
• • •

Ditty Photocopy Masters Green Words

dog
• • •

Ditty Photocopy Masters Green Words

map
• • •

Ditty Photocopy Masters Green Words

pot
• • •

Ditty Photocopy Masters Green Words

pan
• • •

Ditty Photocopy Masters Green Words

and
• • •

Ditty Photocopy Masters Green Words

dig
• • •

Ditty Photocopy Masters Green Words

digs
• • • •

Ditty 3: a man and a dog

Speed Sounds - read the sounds (not the letter name)

i a m n g p d s t o

Green Words - read these words by blending the sounds together

tin man dog map pot pan and

dig digs

Red Words - read these words but tell your child the word if they get stuck

the

a man and a dog and a map

the dog digs

a pot

a tin

a pan



Remember not to read the Ditty to your child first.

As your child reads the Ditty, be patient and give your child plenty of praise.

Spelling

Use the green words to help you spell each word.








Friday

1. Practise the sounds on your speed sounds sheet.
2. Read the green and red words.
3. Read the sentences on the ditty worksheet.
4. Complete the activity.

Green and red words for ditty 4: in the pan

Red words



Green words

Ditty Photocopy Masters Green Words

sit
• • •

Ditty Photocopy Masters Green Words

pan
• • •

FOUN
Ditty Photocopy Masters Green Words

mug
• • •

.....
Ditty Photocopy Masters Green Words

sip
• • •

Ditty Photocopy Masters Green Words

big
• • •

Ditty Photocopy Masters Green Words

in
• •

Ditty 4: in the pan

Speed Sounds - read the sounds (not the letter name)

s n p u a m g t b i

Green Words - read these words by blending the sounds together

sit pan mug sip big in

Red Words - read these words but tell your child the word if they get stuck

the I

in the pan

in the big mug

I sit

I sip



Remember not to read the Ditty to your child first.

As your child reads the Ditty, be patient and give your child plenty of praise.

Picture match


Match the word to the picture.



big



mug



sit