

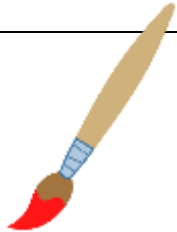


Nursery Rhymes




Twinkle Twinkle

Make



Go outside to find a good stick, Use wool / string and other materials to create a hanging moon and stars mobile.

Use [this picture](#) as inspiration for creating your mobile.



Stargazing

Go outside with an adult when it is dark and enjoy the night sky. Which is the brightest star you can see? Can you name some of the stars and constellations in the sky? You may even be lucky and see a shooting star! This is an activity which is lovely to do lying down. A telescope may also help you with this. Use [this link](#) for further inspiration.

Rhyme




Learn the rhyme (see rhyme sheet).



Practise saying the rhyme aloud. Make actions to go along with the rhyme.

Play



Stars provide a source of light. Search around your home. How many sources of light can you find (e.g. lamp, torch, candle etc.)? Set up a dark [den](#), for example using a tent, cardboard box or sheets. Explore using different light sources in your den. Glow in the dark stars are great to "charge" up with a torch and enjoy in a dark cardboard box den.

Join in



Join in singing Twinkle Twinkle Little Star with [this song](#).

Dance to [this modern version](#) of the rhyme.

Listen to [this story book](#) based on the Twinkle Twinkle Little Star rhyme.

Shine!



Sometimes we call people who have a special talent "stars". You may hear someone saying "You're a star!" when they are pleased with someone. What are you good at? Practise something you are good at and share your talents with an audience at home. You may even wish to share a video of this with us. We would love to see your talents!



We would love to see your learning shared to our Twitter Page (@[OurLadysPS](#))!

