

# Welcome to our Transition Information Evening

Wednesday 5<sup>th</sup> June 2019



# Our Staff

## Senior Management Team



Mr P Mathis  
Depute Headteacher



Mrs D Penman  
Headteacher




Mrs S Jones  
Depute Headteacher



Mrs E-L Cuthbert  
Principal Teacher of Nursery- P2



Miss T Grossert  
Principal Teacher P3-P5



Miss A Belford  
Acting Principal Teacher P6-P7



# Our Staff

## Primary One Class Teachers



Miss H Duncan  
P1HD



Mrs E-L Cuthbert  
P1EC



# The Journey to School

## The story so far..

Current P1 welcoming the nursery children to their classrooms.



Attending weekly assemblies with rest of school.

P7 Buddies  
trained

Transition  
Lunches



Playground Visit

Enhanced Transition

Informal visits to Nursery  
by P6 Buddies in  
training.



# Our Typical Day


- **8.50am** – Our doors are open and our staff are ready to welcome the children.
- **9.00am** – School day begins
- **10.45am** – Storytime
- **11am** – Playtime in our supervised area of the playground
- **11.15am** – Playtime ends
- **12.15pm** – Lunchtime
- **1pm** – Lunchtime ends
- **3.00pm** – School day ends






# Snack

- How you can help.
- Children should bring one small healthy snack each day. This should be kept separate if they are having a packed lunch. Please do not put snack in their packed lunch box. This should be loose in their school bag.



# Lunchtime



Free school meal provided for all P1-3 children.

Menu is available online, a wide selection of choices are available each day.

Please talk to your child about the choices available and what they are going to have.

# Lunchtime

- How you can help.
- Make sure that your child knows what they are doing for lunch. Are they having a school dinner, packed lunch or a home lunch.
- Packed lunches should be brought to school in a packed lunch box. These are put on a lunch trolley and taken into the Packed Lunch Hall at the start of the day.
- Please make sure that your child's lunch box is labelled.





# Water in Class

All children are allowed to have a water bottle in class. This can be filled up at our Water Fountain if required.

Water bottles should be filled with water.

No diluting juice. If spilt this is sticky. Water will not stain and will dry clear.

Please label the bottle with your child's name.



# School Bag and Book bags

- Every child should come to school with a school bag.
- It should be big enough to hold an A4 Coloured wallet. This will be used for reading and chill books later on in the session.
- Parent Council gift all New Primary 1s with a book bag. This should be brought to school every day. School communication will be put into their book bag.
- Book bags should be checked every night and letters, crafts etc should be taken out.





# PE Kit

PE specialist Darren Foley

- ✓ Children should bring their PE kit to school on the first day.
  - ✓ It can be left on their peg or in the classroom
- ✓ A PE bag should be and contain the following items **clearly labelled with your child's name:**

- Shorts
- T-shirt
- Gym shoes
- socks







# Nurture Room (Pod)



Please see parent pack for leaflet



# Parent Council

Please see parent pack for leaflet

welcome to the  
**Parent council**



# Scot Crest School Uniform

This session the Parent Council completed a consultation with all parents, teachers and pupils regarding school uniform. Details of our uniform policy can be found in the following places:

- ✓ Please see Sunnyside brochure for details regarding uniform.
- ✓ There is also information on our school website:

[Sunnyside.clacks.sch.uk](http://Sunnyside.clacks.sch.uk)

- ✓ Visit Scotcrest shop in Alva





# Scot Crest School Uniform

- Grey school sweatshirt or cardigan with school crest/logo
  - Yellow polo shirt with school crest/logo
  - White polo shirt with no school crest/ logo
  - White shirt/ tie ( Not on gym day)
  - Yellow gingham dress
  - Black trousers
  - Black skirt/ pinafore etc
  - Black school shorts
  - Black school shoes or boots
  - Black trainers with no visible branding i.e. no bright colours
  - A waterproof coat/jacket
- 
- **PLEASE PUT THEIR NAME ON ALL CLOTHES**

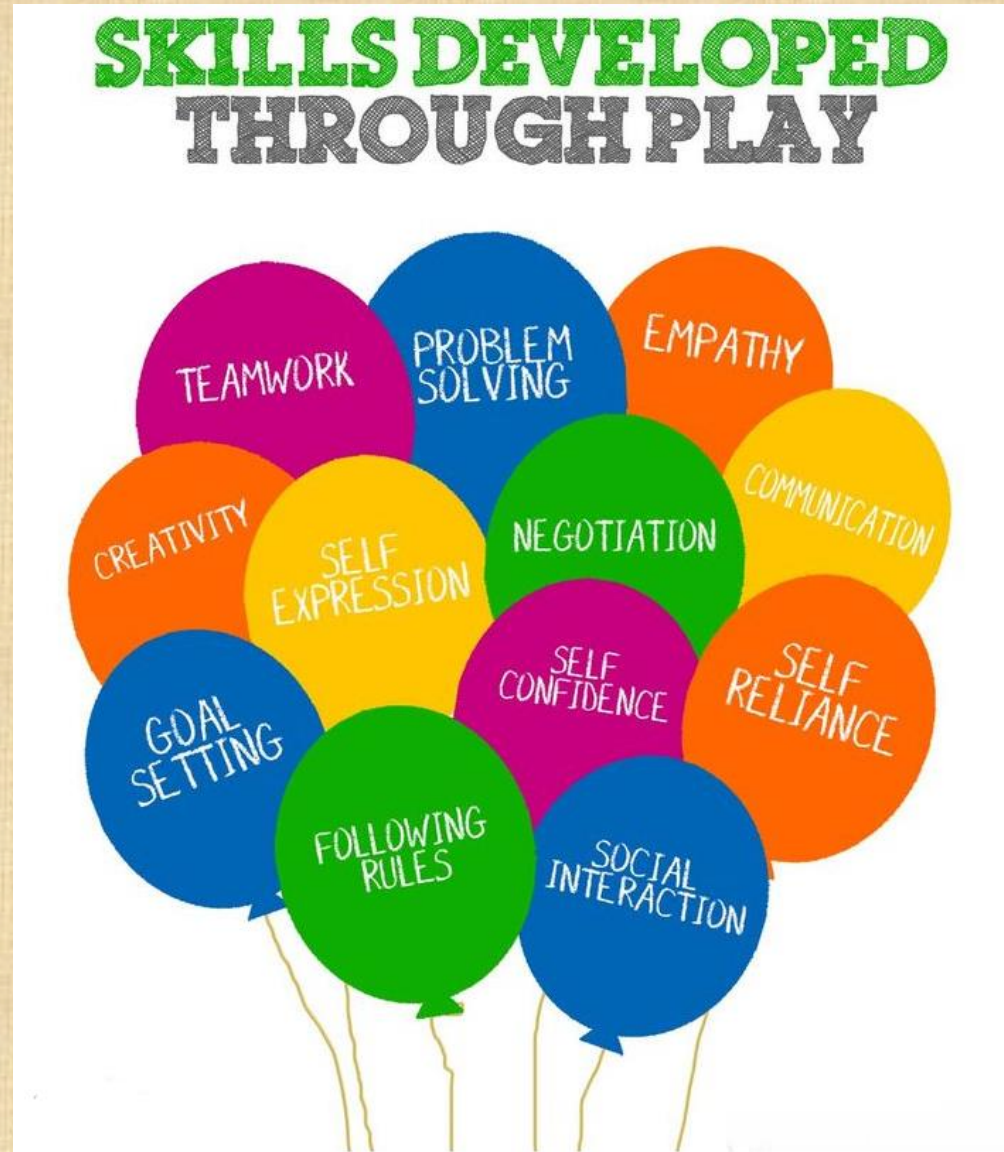


# We will learn in lots of different ways in Primary 1



## We will learn

- Individually
- In small groups
  - In pairs
- As a whole class
- Through play





# Sorry about the mess...but we are learning

This splodge is part of my lunch. I am trying so hard to use my knife and fork correctly when I eat.

This black mark was made with a pen. I am trying so hard to develop my writing and drawing skills.



Painting helps develop my creativity. Sometimes I accidentally get paint on my shirt as I work.

This mud stain shows I have been learning outdoors.

Sometimes my uniform comes home a little wet. I learn huge amounts of Science and Maths when I play in the water tray.






# Things your child can do to prepare for school

- Personal hygiene

It is important to be able to care for ourselves to keep us fit and healthy

Be independent when going to the toilet and washing hands

Brush teeth independently



- Use a knife and fork

It's tricky, we know! But don't worry we will practise every lunchtime together, practise at home too !



- Take turns

We will be doing lots of sharing and turn taking at school – this can be practised at home too.

- Recognise own name

Our name will be on our peg and all of our belongings, it will make things much easier if we know what our name looks like



- Change for P.E

We know buttons can be tricky for little fingers so we recommend a polo shirt for gym days ! Let us practice buttons and zips in the house.



# Things you can do to help your child at school

- Write your child's name on EVERYTHING uniform, shoes, gym kit etc
- P.E Kit – P1 keep their P.E kit on their peg and it gets sent home for washing at long weekends and holidays.
- Read to and with us



- Talk to your child about school each day, ask questions, find out what they enjoyed
- All classes at Sunnyside post on Twitter regularly. This is a great way to see what your child has been learning about and you can then ask them about their day.

Talk to us, keep in touch. You are the most important person in your child's life. They are counting on you, and you can count on us to support you both.

# Things that the school can do to help you and your child



Phone us

Let us know !

Make an appointment and  
pop in to see us



At Sunnyside we have an open door policy. Please do not sit and worry if you are concerned about something. We are happy to speak to you. Either speak to your class teacher at the end of the day or to Mrs Cuthbert.









# Primary 1 Resources



## Literacy resources





# Primary 1 Resources

## Numeracy resources





# Holiday Memories



## Holiday Memories



Collect special souvenirs from the summer holidays (e.g. photos, stories you have read, pictures you have drawn, holiday souvenirs from trips away...)

We will share our Holiday Memories bags as a class when you start your adventure as a Primary 1!

Your grown ups will be invited into class during your first month in P1 to help make a poster sharing what you did over the summer!





# Thank you

