



THE BIG SANDWICH

BY

LUTHERMUIR PRIMARY

Try unusual ingredients!

WRITE INSTRUCTIONS FOR MAKING THE MOST DELICIOUS SANDWICH



TRY TO USE SOME OF THE FOLLOWING :

Chop

Slice

Mix

Take

Spread


Imperative (Bossy)
Verbs

Repeat

Melt

Taste

Turn



Press

Put

Separate

Cut

Layer











Season

REMEMBER TO WRITE THE INSTRUCTIONS IN ORDER

YOU MIGHT WANT TO USE SOME OF THE WORDS BELOW TO HELP YOU.


Ingredients:

-
-
-
-
-

First			
Next	bread	butter	tomato
Then			
Later on	cucumber	sandwich	lettuce
After that			
Finally	knife	plate	turkey ham
			cheese

Method

1. First.....
2.
3.
4.
5.
6.
7.
8.

A large sandwich on wholemeal bread, filled with lettuce, tomato, cheese, and a fried patty. The sandwich is shown in a close-up, slightly angled view, highlighting the layers of ingredients. The text is overlaid on the top half of the sandwich.

Remember to include a picture or drawing of your sandwich along with your recipe.

Send it to your teacher for eating!

Also for including in:

Luthermuir Primary's Big Sandwich Book