










## S2 MATHS WORK

**18/05/20 – 25/05/20**



These are just suggestions of work. We do not expect you to complete them all, but you are welcome to try.

LI: use clocks to write times different ways	LI: I can write time using the 12 and 24 hour clock.	LI: I can read and write times in different ways
<p><b>Watch</b></p> <p>Watch the video about calculating time intervals! Click on the link below</p> 	<p><b>MyMaths</b></p> <p>Complete tasks set on MyMaths</p> <p>Task 1: <a href="#">Telling the time 1</a></p> <p>Task 2: <a href="#">Time between</a></p> <p>Task 3: <a href="#">Telling the time 2</a></p> 	<p><b>Worksheet</b></p> <p>Complete and submit through Teams Assignments. The worksheets are available on teams!</p> <p>Duration of time problems.</p> <div style="display: flex; justify-content: space-around; align-items: center;"> <div style="text-align: center;">  <p>Silver</p> </div> <div style="text-align: center;">  <p>Gold</p> </div> </div> <p>Choose which level you want to do.</p>
<p><b>Puzzle</b></p> <p>Access puzzle through Teams and send your answer to your teacher to be checked!</p> 	<p><b>Create</b></p> <p>Complete the clock faces so the analogue and digital clocks are the same.</p> <div style="display: flex; justify-content: space-around; align-items: center;">   </div>	<p><b>Quiz</b></p> <p>Try the following quiz (click on the link)</p> <p>Good luck!</p> 