

























# desserts

Choose from these delicious desserts to top off your reading fun .

29. **Create a Crossword**  
30. **Write a song, rap or poem** based on your book. Bonus point if you perform it to your class!  
31. **Write a paragraph explaining which character you'd most like to be friends with, and why.**  
32. **Summarise** your book in a tweet. Remember you only have 140 characters!  
33. What does your novel's **setting** look like? Draw and label it.  
34. Create a **comic strip** based on your favourite part of your book.  
35. Write a **text conversation** between two characters from your book. You should include at least 5 texts for each character.  
36. Create a **Facebook page** for a character in the novel. You should include information about them, and status updates.  
37. Create a 10 question **quiz**, with answers, based on your book.  
38. Write a blurb for the sequel to your novel.  
39. **Find 10 words** that were new to you and write down their meanings  
40. **Write a review** of your book on Eclipse. Remember to write about what the book is about, your favourite part, and who you would recommend reads it!  

## How to order:

First, choose **and read** book. Books can be fiction or non-fiction and of any genre but watch out for the odd exception.

Then, choose an activity that you **haven't yet completed** from the menu. Activities can be completed in any order.

**F** Means that the activity is for fiction books only

**T** Means there is a template available on Sourcef: Reading Awards

Complete the activity to the very best of your ability.

When it is complete, make sure your name is on it, write the number of the activity on it, and hand/email it to your English teacher.

If they are happy with your work, your teacher will mark your points score on your class chart.

Teachers can also award bonus points at their discretion for a really excellent piece of work.

## Rewards


- More  = more rewards!
- 7  = Bronze award
  - 20  = Silver award
  - 40  = Gold award
  - 65  = Platinum award



Forfar Academy  
Reading Awards

Get rewarded for reading!

This belongs to:



Reading is... everything!

# starters

Choose from these scrumptious starters for the perfect start to your Bronze Award.

1. Write 5 questions that you'd like to ask the author of your book. 
2. Create a **wordsearch** based on your book. 
3. Draw a new **front cover** for your book. 
4. Create a poster, PowerPoint slide or Sway to advertise your book. 
5. Write a **shelf review** about your book. Get your template from Mrs Page. 
6. Make an attractive **bookmark** promoting your read to other pupils. 
7. Create an **business card** for the lead character in your novel. Make sure you include their name and details of what they do. 
8. Work through some **written instructions** to create an object e.g. origami, a recipe, a pattern. 

## Useful Websites






For wordsearches & crosswords:  
[www.discoveryeducation.com/free-puzzlemaker/](http://www.discoveryeducation.com/free-puzzlemaker/)



















Eclipse: <https://u003636.microlibrarian.net>

Templates can be found on school computers in  
 Sourcef:Reading Awards


# main courses

Choose from these marvellous mains for a magnificent reading experience.

10. Write the **first chapter** of the sequel to your book. 
11. Create a **new character** for your novel and write a new scene that includes them. 
12. Read a book **chosen for you by one of your teachers** or your librarian. Have a brief discussion with them afterward to share your thoughts on it. 
13. Write a **newspaper article** which relates the story of a key part of the plot or, if non-fiction, the information contained in the book. 
14. Think about what would make your book a great film and complete the **Enroute to Hollywood** activity. 
15. Write a **film script** of your favourite scene in your book. 
16. Make 5 **Top Trumps** cards based on your book. 
17. If you were to **interview the main character** from your novel, what would you ask? Write at least 6 questions and the answers that you think the character would be most likely to give. 
18. Create a **game** based on your book. 
19. How would the story look from a **different perspective**? Write a few paragraphs in the style/from the viewpoint of the antagonist (baddie). 

20. Can't decide which activity to choose? Take an **(Un)lucky Dip**. 
21. Get creative and recreate a key scene in 3D with a **diorama**. 
22. Dare you take a gamble with the **dice of doom**? Roll Mrs Page's dice and answer the questions. 
23. Step **inside the mind** of your book's main character. What are their thoughts and feelings? 
24. **Whose phone** is this? Use the template to design the phone of a character in your novel. 
25. Look **through the keyhole** at an important scene. Draw what you see. 

## for sharing

26. **Act out the key scene** from your book with friends. You can film this or perform it for a live audience. 
27. Hold a **mini book group**. You should all read the same book and then hold a short meeting (snacks optional) to discuss it. Record your discussion. 
28. Create a **book trailer** or **podcast** advertising your book. 