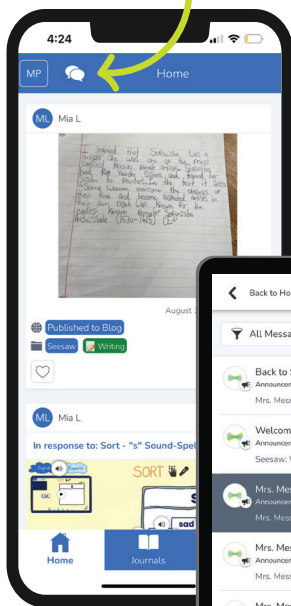


How To Use Messages Family Guide

Stay in touch with your child's school in one place! Please note that your child's school determines what communication tools are available.

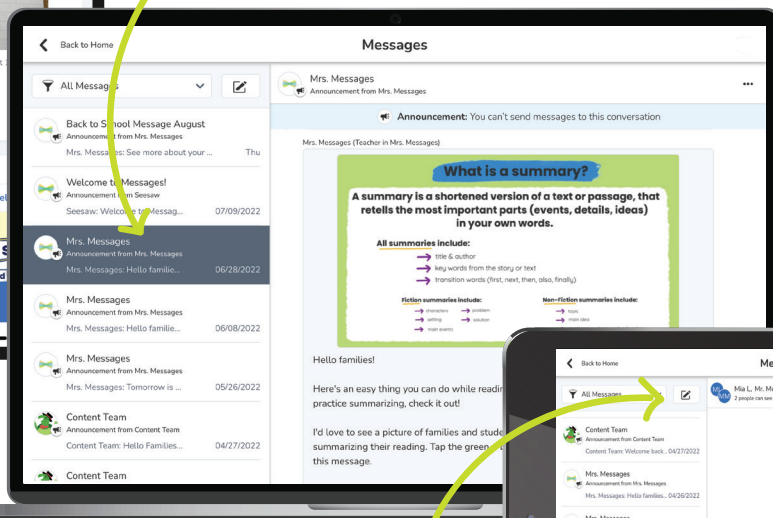
Tap  Messages to get started!



Tap on a message to open it.


You might receive...

- Schoolwide and class announcements
- Private messages from your child's teacher
- Group chats started by your child's teacher




Reply privately to Announcements.

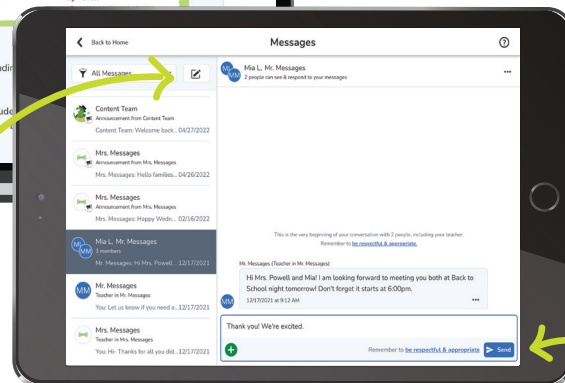
If enabled by your child's school...

- The  means it's an Announcement
- Tap 'Privately reply' at the bottom of the message


Start conversations with your child's teachers.

If enabled by your child's school...

- Tap  and use the search bar to search for your child's teacher



Type your reply in the text box and tap send.

- Click the  to add photos, videos, and more

Translate all typed text.

If your device is set to a language other than English, you'll see the option to translate all typed text...

- Click 'View Translation'
- Reply in your preferred language, and the teacher will see the option to 'View Translation', too