


Two Little Dickie Birds

Sequencing Activity


Cut the pictures out and ask the children to arrange them in the right order as you sing along together.

Two Little Dickie Birds



Two little dickie birds
sitting on a wall.


One named Peter, one named Paul.



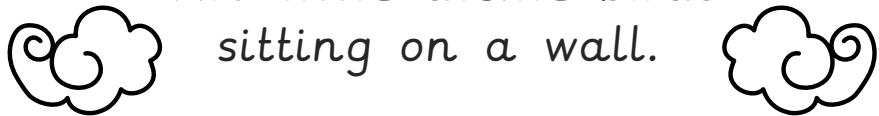
Fly away Peter,
fly away Paul.



Come back Peter,
come back Paul.




Two little dickie birds
sitting on a wall.



One
named
Peter,


one
named
Paul.




Two little fishes
swimming in a lake.

One named
Jessie,


one named
Jake.



Swim away Jessie,
swim away Jake.



Come back Jessie,
come back Jake.



Two little fishes
swimming in a lake.

One named
Jessie,

one named
Jake.




Two little butterflies
flying through the air.

One
named
Colin,

one
named
Claire.



Fly away Colin,
fly away Claire.



Come back Colin,
come back Claire.



Two little butterflies
flying through the air.

One
named
Colin,



one
named
Claire.